

Table of Contents

Introduction	2
Making and Using the Instant Books.....	3


Instant Books

I Can Read Short a	5
I Can Read Short e	6
I Can Read Short i	7
I Can Read Short o	8
I Can Read Short u	9
I Can Read Long a	10
I Can Read Long e	11
I Can Read Long i	12
I Can Read Long o	13
I Can Read Long u	14
My Book of Short Vowel Sounds	15
My Book of Long Vowel Sounds	17
Short Vowels Word Wallet: a, e, i.....	19
Wallet Words: Short a, e, i	20
Short Vowels Word Wallet: i, o, u.....	21
Wallet Words: Short i, o, u.....	22
Long Vowels Word Wallet: a, e, i	23
Wallet Words: Long a, e, i	24
Long Vowels Word Wallet: i, o, u.....	25
Wallet Words: Long i, o, u	26
Watch Me Read!	27
Two Sounds of a	28
Two Sounds of e	29
Two Sounds of i	30
Two Sounds of o	31
Two Sounds of u	32

Introduction


About the Build-a-Skill Instant Books Series

The *Build-a-Skill Instant Books* series features a variety of reproducible instant books that focus on important reading and math skills covered in the primary classroom. Each instant book is easy to make, and once children become familiar with the basic formats that appear throughout the series, they will be able to make new books with little help. Children will love the unique, manipulative quality of the books and will want to read them over and over again as they gain mastery of basic learning skills!



About the Build-a-Skill Instant Books: Short and Long Vowels

This book helps children identify short and long vowel sounds through fun and easy-to-make instant books. Children will develop fine motor skills and practice following directions as they cut, fold, and staple the reproducible pages together to make flip books, step books, and word wallets. As children read and reread their instant books, they will strengthen their decoding skills and increase their sight word vocabulary.



Refer to the Table of Contents to help with lesson planning. Choose instant book activities that fit with current curriculum goals in your regular or ELL classroom. Use the instant books to practice skills or introduce new ones. Directions for making the instant books appear on pages 3 and 4. These should be copied and sent along with the book patterns when assigning a bookmaking activity as homework.

Long o Flip Book

I can read



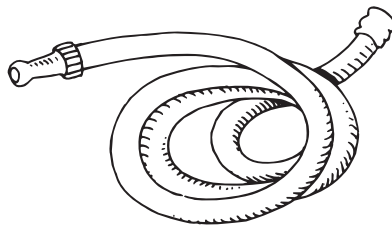
Staple word cards here.

I can read

long o



rose




hose




note



robe



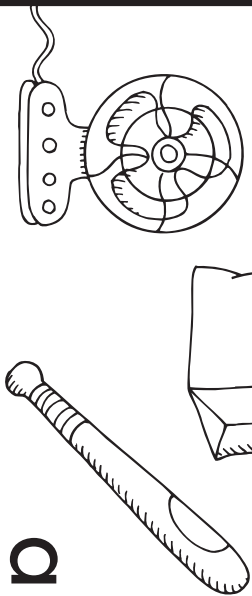
bone



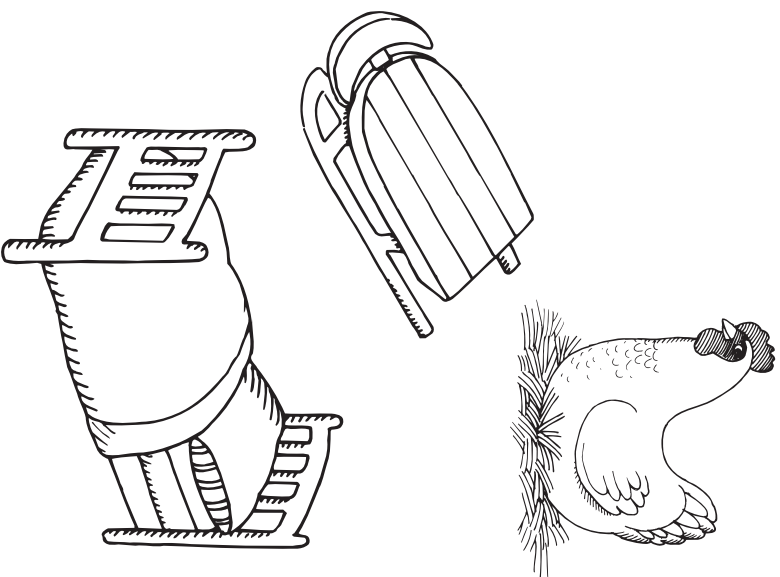
nose

Short Vowel Sounds Step Book

_____'s Book of Short Vowels




a

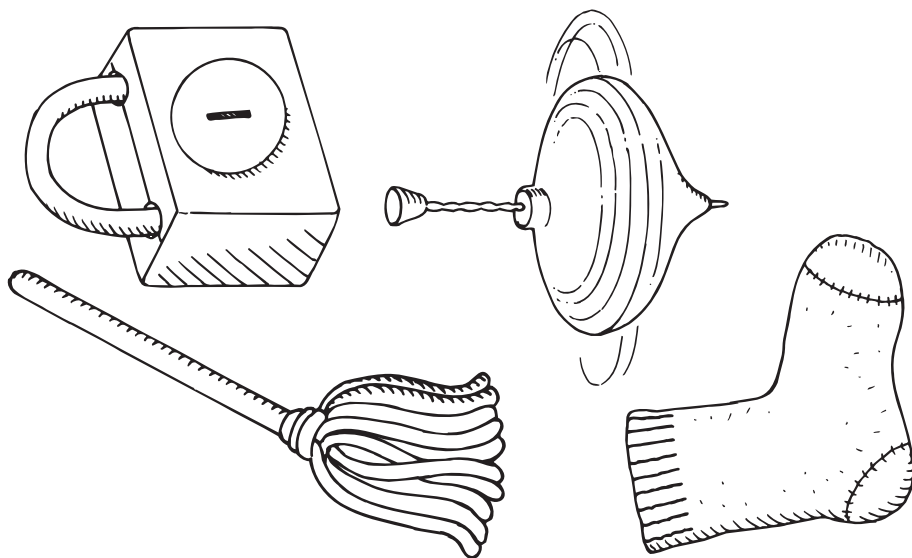


e


Short Vowel Sounds Step Book



u



o

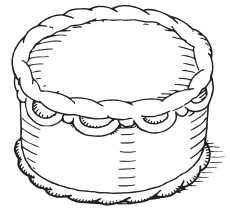


i

Two Sounds of a Flip Book

I know two
sounds of **a**.

Staple cards here.



gas

lake

rag

game

jam

wade