



# Why Numbers Hidden Pictures?

**E**very day your child is acquiring skills needed for entry into the world beyond family and home. The activities in this book are designed to give young children practice in number recognition and counting, both important early math skills your child will encounter in Kindergarten. Though Kindergarten may still be a year or two away, your child can still begin to prepare for school success now.

Upon your child's completion of each activity, use the provided incentive chart and stickers to track progress and celebrate your child's success.

## SKILLS

- Number identification
- Numbers 1–30
- Counting
- One-to-one correspondence
- Hand-eye coordination
- Fine motor development

## HOW YOU CAN HELP SUPPORT LEARNING

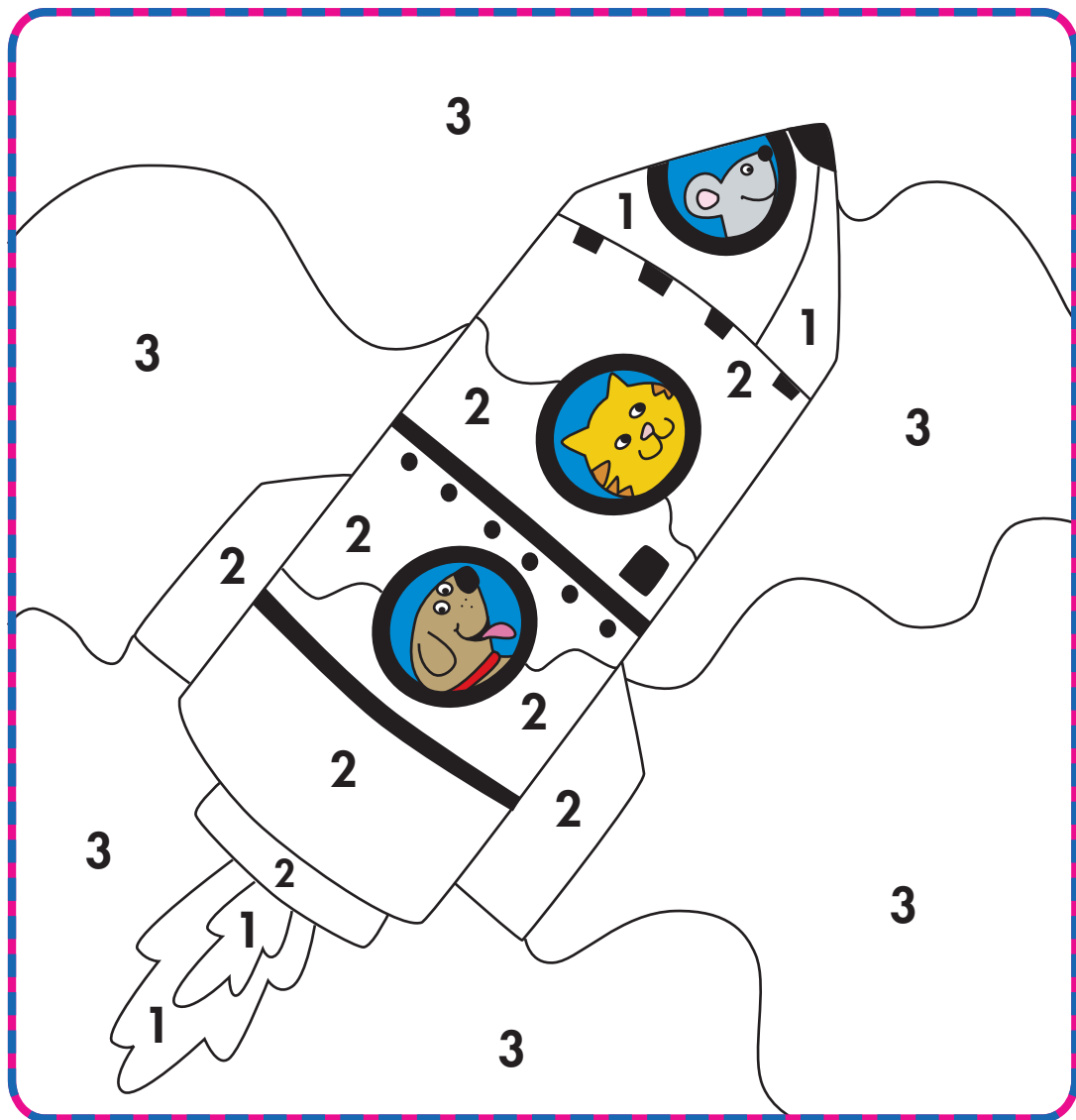
- Provide a clear surface for writing, free of any distractions.
- Read the directions aloud to your child.
- Have your child point to each number and read it aloud.
- Provide a selection of writing tools, such as pencils, markers, crayons, and colored pencils, to keep the activities engaging.




# Blast Off!

Use the Key to color the hidden picture.

Key: 1 = orange    2 = red    3 = blue

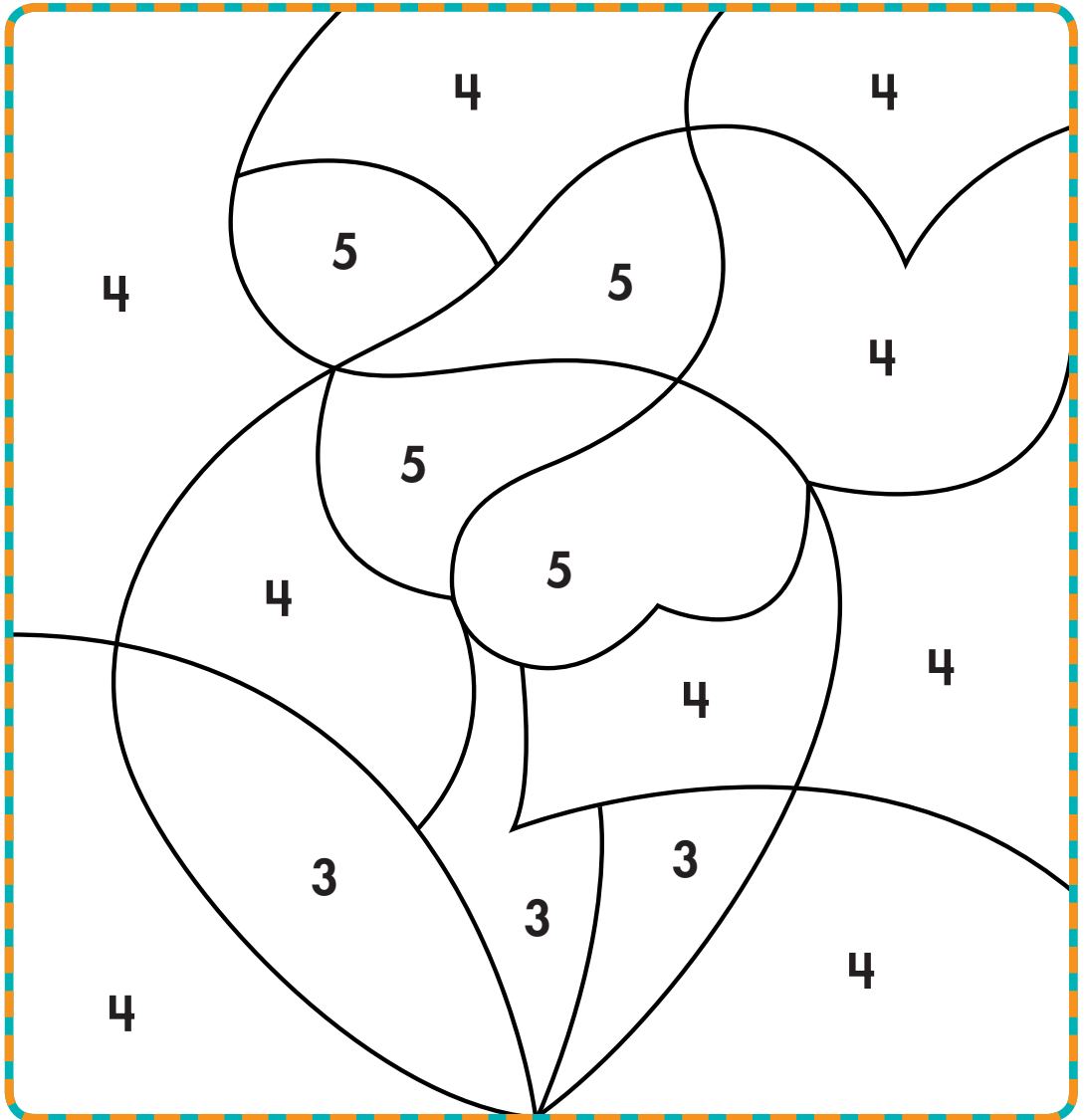






# A Picture in Bloom

Use the Key to color the hidden picture.

Key: 3 = green    4 = blue    5 = red





# Find the Number 3

Find and circle the 3s hidden in the picture. There are 6 in all.

