

Table of Contents

Little Buddies Picture Clues and Phonics Fun Chart.....	3
Little Buddies Phonics Tips for BIG Reading Results	4
Meet the Little Buddies!.....	5
Little Buddies Phonics Fun Story Words.....	6

Little Buddies Short Vowel Sounds, Stories, and Activities

The Sound of Short **Aa**

<i>Dan Can Add</i> story and activities	7
"I Can!" mini book	17

The Sound of Short **Ee**

<i>Rex and Tex Out West</i> story and activities	21
"Spring Eggs" mini book	31

The Sound of Short **Ii**

<i>Little Miss Jill</i> story and activities	35
"In Went" mini book	45

The Sound of Short **Oo**

<i>Dot's Spots</i> story and activities	49
"Jump, Frog!" mini book	59

The Sound of Short **Uu**

<i>Bud in the Mud</i> story and activities.....	63
"Bugs" mini book.....	73

Review: The Sounds of Short **a, e, i, o, and u**

<i>Dan and Dot</i> story and activities	77
"Can You Tell?" mini book.....	87

Answer Key	91
------------------	----

Little Buddies Phonics Fun Award.....	95
---------------------------------------	----

Little Buddies Picture Clues & Phonics Fun Chart

Little Buddies like to have fun doing activities on their own—just like your own child—so look for these helpful picture clues in the activity directions.



Write or
trace or
match



Draw a circle
around



Cross out



Say the
name



Color or
draw a
picture








Cut out

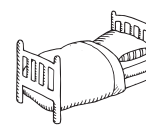


Glue

All of the Little Buddies characters in this workbook—Dan, Rex and Tex, Jill, Dot, and Bud—appear on collector's cards on the back side of the Little Buddies Phonics Fun Chart at the back of this book. Also included is a bonus collector's card featuring the group of Little Buddies and a review of all five short vowel letter sounds.



a



e



i



o



u

Look for the Little Buddies and their corresponding letter-sound pictures tucked into activities for each Little Buddies story. Have your child color, cut out, and glue the pictures to the inside

of the chart to match with the characters on the back side. The Little Buddies Phonics Fun Chart can be used as a bookmark while your child enjoys the activities, or it can be cut apart to create personalized Little Buddies collector's cards—collect all 36 cards in the Little Buddies Phonics Fun series!

Little Buddies Phonics Tips for BIG Reading Results

Phonics is one of the five essential steps that children must master in order to read. Practicing these five steps helps children learn to be good readers.

1 Phonemic awareness. This is the ability to recognize that spoken words are made up of many different individual sounds. For example, young learners need to hear the beginning, middle, and ending sounds when someone says *cat*.

2 Phonics. This is the ability to recognize that letters—and certain groups of letters—appearing in printed words represent different sounds. Children who have been taught phonics can accurately recognize familiar words automatically and can “decode,” or figure out, new words.

3 Reading fluency. This is the ability to quickly and accurately decode a passage of words for meaning. Readers who are weak in fluency read slowly, word by word, focusing on decoding words instead of automatically recognizing them and understanding what they mean.

4 Vocabulary development. At this step, children actively build and expand their knowledge of the meanings and pronunciations of new words—both written and spoken.

5 Reading comprehension. This is the step when children become purposeful, active readers by acquiring strategies to understand, remember, and communicate what has been read.

Here are some tips for practicing phonics and promoting reading success at home.

- Talk with your child all the time about subjects that he or she finds interesting.
- Sing songs, recite rhymes and poems with repeating phrases, tell riddles and knock-knock jokes, and share stories that you enjoyed as a child.
- Make up stories while traveling in the car. Start with a silly beginning sentence, such as “Once upon a time, there was a skunk in our bathtub.” Take turns adding new sentences aloud.
- Have your child describe a favorite story character, family relative, birthday present, or costume.
- Notice and talk about road signs, menus, and advertisements with your child when traveling. When at the grocery store, have your child read the letters and words on boxes and cans.
- Keep a wide variety of books, newspapers, and children’s magazines at home, and carry reading material with you whenever you have free time, such as while waiting at the doctor’s office. Let your child see you read often for your own benefit so your child realizes that reading is important and enjoyable.
- Establish a reading time, such as after dinner or before bed, to help your child get into the habit of reading every day. Make reading time a warm, pleasant experience. Sit close to your child, snuggle, laugh, and have fun. As you read aloud, ask your child about the pictures in the story, the characters, and what he or she thinks will happen next. Read aloud with expression. Use different voices for the different characters and add sound effects to the story.
- Visit the library often with your child. Take advantage of library story times, and pick out books together to bring home.

Meet the Little Buddies!

Each Little Buddy appears in a story that features the sound of a specific letter or cluster of letters. Meet the six Little Buddies and their featured letter sounds in this workbook:



Dan helps children learn the sound of short **Aa**.

Adding things together makes Dan a happy dinosaur! He can add ants, pants, hats, cats, and many other things that have the short a sound! Look for Dan in Little Buddies Phonics Fun Book 5, also.



Rex and Tex help children learn the sound of short **Ee**.

Rex and Tex are enthusiastic and energetic dinosaur twins! They like the letter e—especially its short vowel sound in the middle of their names. Look for Rex and Tex in Little Buddies Phonics Fun Book 5, also.



Jill helps children learn the sound of short **Ii**.

Jill may be a little dinosaur, but she is incredibly impressive when she hits baseballs, kicks soccer balls, and swims! Look for Jill in Little Buddies Phonics Fun Book 5, also.



Dot helps children learn the sound of short **Oo**.

Once you meet Dot, it's easy to understand that she is obviously fond of spots! This polka-dotted dinosaur often wears clothes with dots and spots. Even her drawings have dots and spots! Look for Dot in Little Buddies Phonics Fun Book 5, also.



Bud helps children learn the sound of short **Uu**.

Bud is a fun-loving dinosaur who likes to run and jump in mud! Of course, that means he'll end up in the tub. Look for Bud in Little Buddies Phonics Fun Book 5, also.

Little Buddies Phonics Fun

Story Words

Each Little Buddies Phonics Fun story features words that target a specific short vowel sound. Parents, prior to reading each story, you may want to read these words aloud with your child. Emphasizing short vowel sounds and their corresponding letters helps support your child's mastery of phonics, a critical early step in achieving reading success.

The story **Dan Can Add** features these words with the sound of short **a**:

- Dan
- can
- add
- ants
- pants
- hats
- cats
- bags
- and
- tags
- pans
- fans
- can't

The story **Rex and Tex Out West** features these words with the sound of short **e**:

- Rex
- Tex
- west
- went
- set
- tent
- rest
- felt
- wet
- let
- them
- fed
- sent
- bed
- end

The story **Little Miss Jill** features these words with the sound of short **i**:

- will
- hit
- Little
- Miss
- Jill
- will
- kick
- it
- in
- swim
- win
- this

The story **Dot's Spots** features these words with the sound of short **o**:

- Dot
- spots
- lots
- Dot's
- spot
- dog
- frog
- log
- on
- hot
- hop


The story **Bud in the Mud** features these words with the sound of short **u**:

- Bud
- up
- run
- Jump
- mud
- thud
- Sun
- fun
- tub
- rub-a-dub-dub
- suds
- Bubbles
- plug
- hug

The story **Dan and Dot** features these words that review the sounds of short **a**, **e**, **i**, **o**, and **u**:

- Dan
- and
- Dot
- spot
- bag
- hat
- in
- cat
- pants
- on
- spots
- rat
- hops
- runs
- after
- run
- Then
- stop
- nap



Dan Can Add



Trace the letter **Aa**.



These things have the sound of short **a**, as in **fan**.




Color the fan.



Cut out the fan.



Glue it on the short **Aa** space inside the Little Buddies Phonics Chart.





Circle each letter **a**.

a

c

d

a

c

a

a

d



Circle each letter **A**.

V

A

A

N

A


N


V

A



Circle the things that have the short **a** sound, as in **fan**.





Dan can add ants.




Trace the letter **A** in

Andy.



Trace the letter **a** in



can.




Dan can add pants.



Color the picture that has the sound of short **a**, as in **fan**.







Dan can add hats.



Circle the things that have the sound of short **a**, as in **fan**.

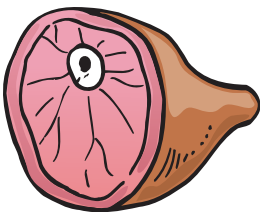






Dan can add cats.



Circle the things that have the sound of short **a**.









Dan can add bags
and tags.



Cross out the things that do **not** have the sound
of short **a**.






Dan can add pans.



Draw pictures of 2 things that have the sound of short **a**.





Dan can add fans.



Match each picture to its story word.




• pants



• fans




• Dan




But Dan can't add cookies!



Write the missing letter.



nts




f_____

ns

"I Can!" Mini Book

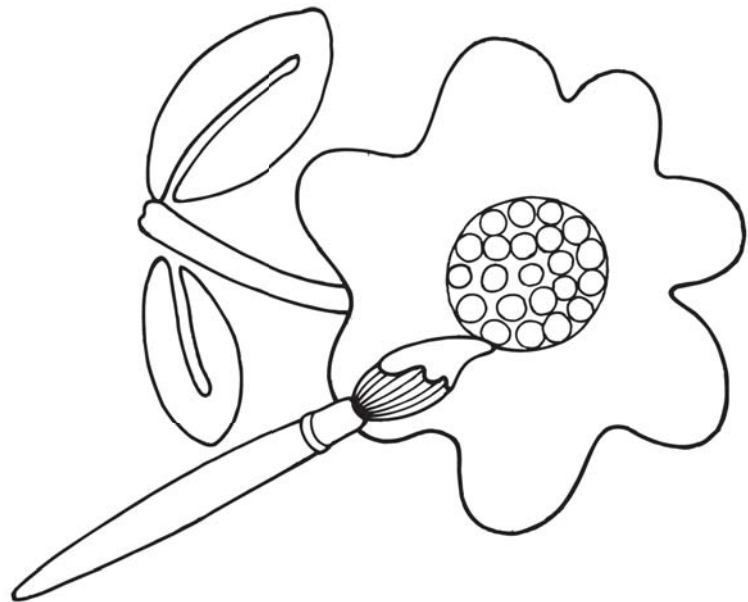
Mini Book Directions: Tear out pages 17–20. Cut the pages apart along the solid lines. Arrange the pages together in order. Staple the pages to make a little book that begins with **I Can!** Enjoy your book!

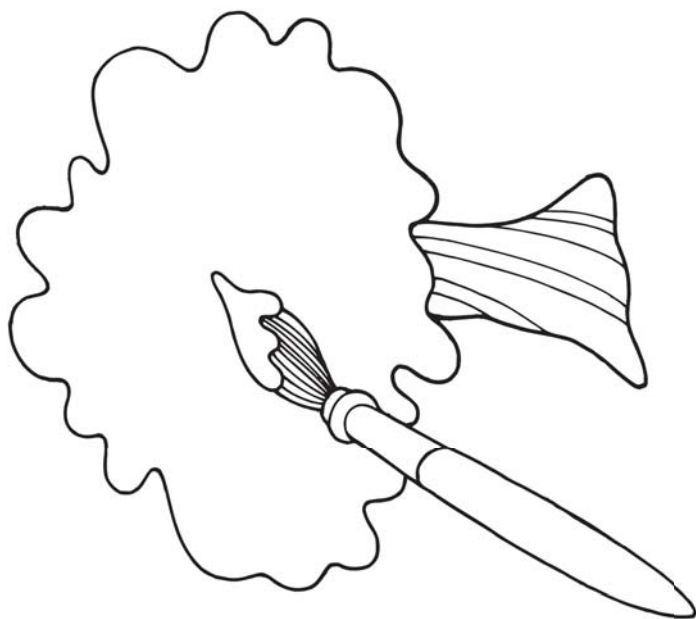
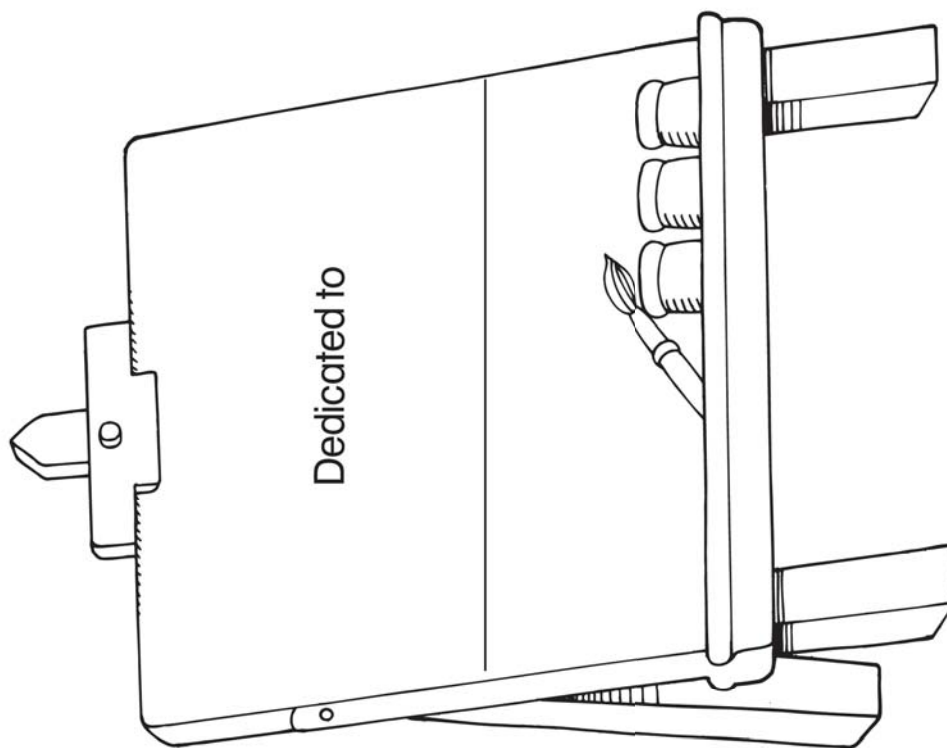
I Can
by



I can paint a flower.


1





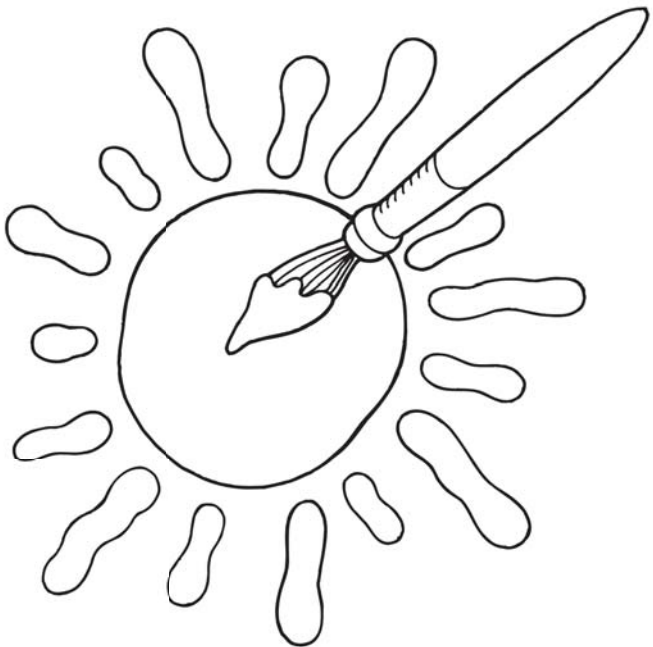
I can paint a tree.

2




I can paint a picture.

5



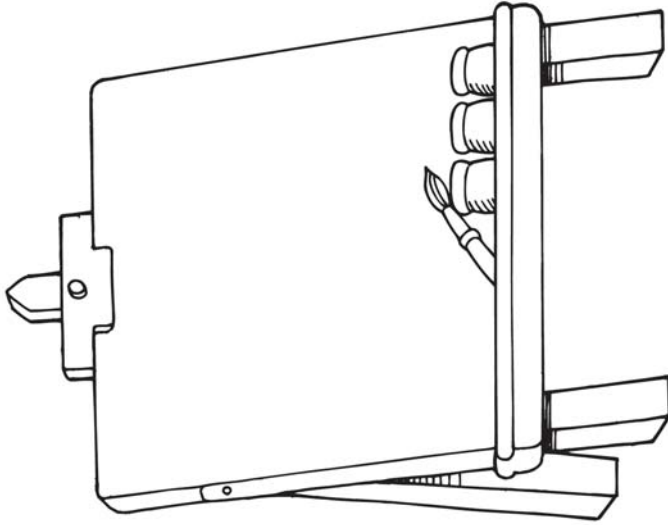
I can paint the sun.

3



I can paint a bee.

4



I can paint me!

The End

6