

Table of Contents

Little Buddies Picture Clues and Phonics Fun Chart.....	3
Little Buddies Phonics Tips for BIG Reading Results	4
Meet the Little Buddies!.....	5
Little Buddies Phonics Fun Story Words.....	6

Little Buddies Beginning Sounds, Stories, and Activities

The Beginning Sound of **Rr**

<i>Rock-and-Roll Rabbit</i> story and activities	7
“A Ride to the Zoo” mini book.....	17

The Beginning Sound of **Ss**

<i>Sally and Sammy</i> story and activities	21
“Seesaw Friends” mini book	31

The Beginning Sound of **Tt**

<i>Time for Tiger</i> story and activities.....	35
“The Missing Tooth” mini book.....	45

The Beginning Sound of **Vv**

<i>Vinny the Vole</i> story and activities	49
“A Valentine” mini book.....	59

The Beginning Sound of **Ww**

<i>What Is the Weather, Will?</i> story and activities	63
“We Want Pizza” mini book	73

The Beginning Sound of **Zz**

<i>Little Zebra</i> story and activities.....	77
“At the Zoo” mini book	87

Answer Key	91
------------------	----

Little Buddies Phonics Fun Award.....	95
---------------------------------------	----

Little Buddies Picture Clues & Phonics Fun Chart

Little Buddies like to have fun doing activities on their own—just like your own child—so look for these helpful picture clues in the activity directions.



Write or
trace or
match



Draw a circle
around



Cross out



Say the
name



Color or
draw a
picture




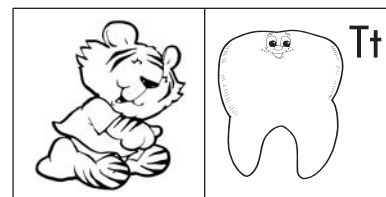




Cut out



Glue

All six Little Buddies characters in this workbook—Rabbit, Sally and Sammy, Tiger, Vinny, Will, and Little Zebra—appear on collector's cards on the back side of the Little Buddies Phonics Fun Chart at the back of this book.



Look for the Little Buddies and their corresponding letter-sound pictures tucked into activities for each Little Buddies story. Have your child color, cut out, and glue the pictures to the inside of the chart to match with the characters on the back side. The Little Buddies Phonics Fun Chart can be used as a bookmark while your child enjoys the activities, or it can be cut apart to create personalized Little Buddies collector's cards—collect all 36 cards in the Little Buddies Phonics Fun series!

Little Buddies Phonics Tips for BIG Reading Results

Phonics is one of the five essential steps that children must master in order to read. Practicing these five steps helps children learn to be good readers.

1 Phonemic awareness. This is the ability to recognize that spoken words are made up of many different individual sounds. For example, young learners need to hear the beginning, middle, and ending sounds when someone says *cat*.

2 Phonics. This is the ability to recognize that letters—and certain groups of letters—appearing in printed words represent different sounds. Children who have been taught phonics can accurately recognize familiar words automatically and can “decode,” or figure out, new words.

3 Reading fluency. This is the ability to quickly and accurately decode a passage of words for meaning. Readers who are weak in fluency read slowly, word by word, focusing on decoding words instead of automatically recognizing them and understanding what they mean.

4 Vocabulary development. At this step, children actively build and expand their knowledge of the meanings and pronunciations of new words—both written and spoken.

5 Reading comprehension. This is the step when children become purposeful, active readers by acquiring strategies to understand, remember, and communicate what has been read.

Here are some tips for practicing phonics and promoting reading success at home.

- Talk with your child all the time about subjects that he or she finds interesting.
- Sing songs, recite rhymes and poems with repeating phrases, tell riddles and knock-knock jokes, and share stories that you enjoyed as a child.
- Make up stories while traveling in the car. Start with a silly beginning sentence, such as “Once upon a time, there was a skunk in our bathtub.” Take turns adding new sentences aloud.
- Have your child describe a favorite story character, family relative, birthday present, or costume.
- Notice and talk about road signs, menus, and advertisements with your child when traveling. When at the grocery store, have your child read the letters and words on boxes and cans.
- Keep a wide variety of books, newspapers, and children’s magazines at home, and carry reading material with you whenever you have free time, such as while waiting at the doctor’s office. Let your child see you read often for your own benefit so your child realizes that reading is important and enjoyable.
- Establish a reading time, such as after dinner or before bed, to help your child get into the habit of reading every day. Make reading time a warm, pleasant experience. Sit close to your child, snuggle, laugh, and have fun. As you read aloud, ask your child about the pictures in the story, the characters, and what he or she thinks will happen next. Read aloud with expression. Use different voices for the different characters and add sound effects to the story.
- Visit the library often with your child. Take advantage of library story times, and pick out books together to bring home.

Meet the Little Buddies!

Each Little Buddy appears in a story that features the sound of a specific letter or cluster of letters. Meet the seven Little Buddies and their featured letter sounds in this workbook:



Rabbit helps children learn the beginning sound of the letter **Rr**.

Rabbit is always ready to rock and roll! Rather than resting, he likes to run, row, and ride his skateboard—although never recklessly. When it's time to relax, Rabbit regularly heads right off to his room to rock in his rocking chair.



Sally and Sammy help children learn the beginning sound of the letter **Ss**.

Summer is Sally and Sammy's favorite season. These sweet small squirrels simply love to start the day playing in the sun. Sometimes they scamper to the park to play on the seesaw. Sometimes they skip to the backyard to sit in trees and play in the sandbox. And sometimes they scoot over to the sea to sail around in their sailboat.



Tiger helps children learn the beginning sound of the letter **Tt**.

Tick-tock, tick-tock! A clock and a watch help Tiger stay on track so he knows when it is time for toast, tennis, toys, tea, and the tub. And at the end of the day, Tiger takes time to tuck in Teddy, his trusty teddy bear.



Vinny helps children learn the beginning sound of the letter **Vv**.

Vinny is a vole, which is visibly very similar to a mouse. Vinny values his book of vocabulary words that begin with the letter **V**. When you view "Vinny's Book of **V**, Volume 1," you will see a vast collection of various things, such as vegetables, a violin, a volcano, and a van.



Will helps children learn the beginning sound of the letter **Ww**.

When Will wakes up each day, he checks the weather so he will know what to wear. Whether it's warm, windy, wet, or wintry outside, Will never worries. He has a wonderful wardrobe of clothes that work well for all types of weather.



Little Zebra helps children learn the beginning sound of the letter **Zz**.

The zoo is Little Zebra's favorite place to be! He zestfully zooms around the zoo to visit every zone. To keep his energy from dropping to zero, Little Zebra snacks on zebra zingers. By the end of the day, after zipping all around, even the most zealous of zebras would be tired. That's when Little Zebra curls up to "catch a few Zs"!

Little Buddies Phonics Fun

Story Words

Each Little Buddies Phonics Fun story features words that target a specific beginning letter sound. Parents, prior to reading each story, you may want to read these words aloud with your child. Emphasizing beginning sounds and their corresponding letters helps support your child's mastery of phonics, a critical early step in achieving reading success.

The story **Rock-and-Roll Rabbit** features these words that begin with the sound of the letter **Rr**:

- Rabbit
- rock
- roll
- Rock-and-Roll
- run
- row

The story **Sally and Sammy** features these words that begin with the sound of the letter **Ss**:

- Sally
- sits
- seesaw
- Sammy
- sea
- sandbox
- sips
- soda
- sings
- song
- sails
- sailboat
- says
- so

The story **Time for Tiger** features these words that begin with the sound of the letter **Tt**:

- Tick
- Tock
- Time
- toast
- tennis
- toys
- tickle
- tea
- tub
- Teddy

The story **Vinny the Vole** features these words that begin with the sound of the letter **Vv**:

- Vinny
- vegetables
- vase
- violin
- volcano
- vole
- van
- vine
- valentine
- Vinny's
- very
- volume

The story **What Is the Weather, Will?** features these words that begin with the sound of the letter **Ww**:

- what
- weather
- warm
- windy
- wet
- wish
- were
- Will
- wonderful

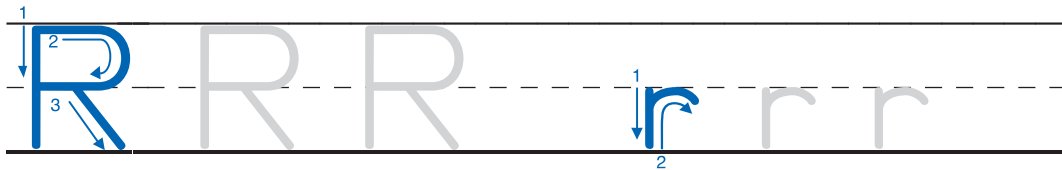
The story **Little Zebra** features these words that begin with the sound of the letter **Zz**:

- Zebra
- zoo
- zingers
- zoom
- zap
- zigzag
- z-z-z-z-z-z


Rock-and-Roll Rabbit



Trace the letter **Rr**.



These things begin with the sound of **r**.



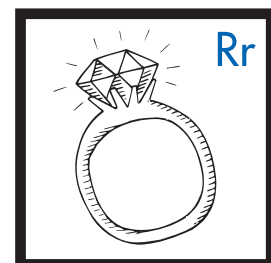
Color the ring.



Cut out the ring.



Glue it on the **Rr** space inside the Little Buddies Phonics Chart.





Circle each letter **r**.

r

n

r

k

k

r

m

n



Circle each letter **R**.

B

K

R

K

R




K


R

B



Circle the things that begin with the sound of **r**.





Rabbit can rock.




Trace the letter **R** in

Rabbit



Trace the letter **r** in

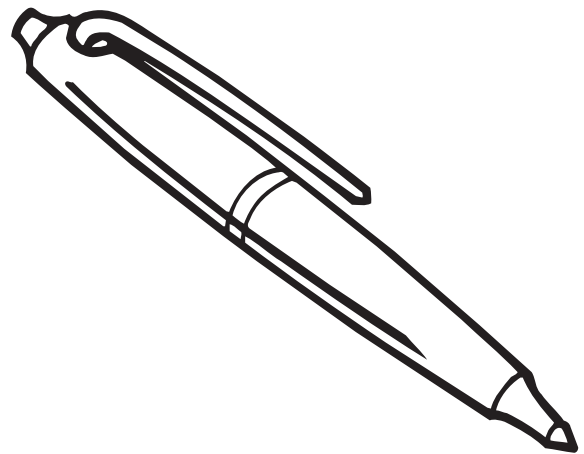
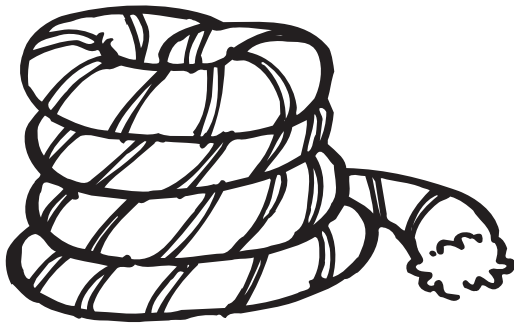
rock




Rabbit can roll.



Color the picture that begins with the sound of **r**.


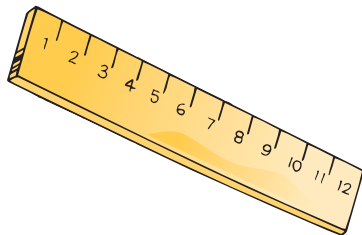







Rock-and-Roll Rabbit
is on the go!



Circle the things that begin with the sound of **r**.







Rabbit can run.



Circle the things that begin with the sound of **r**.







Rabbit can row.



Cross out the things that do **not** begin with the sound of **r**.





Rock-and-Roll Rabbit
is on the go!



Draw pictures of 2 things that begin with the
sound of **r**.






Rabbit can rock and row
and run.



Match the pictures to their story words.



• run



• roll



• row




Rock-and-Roll Rabbit
is number one!



Write the missing letter.




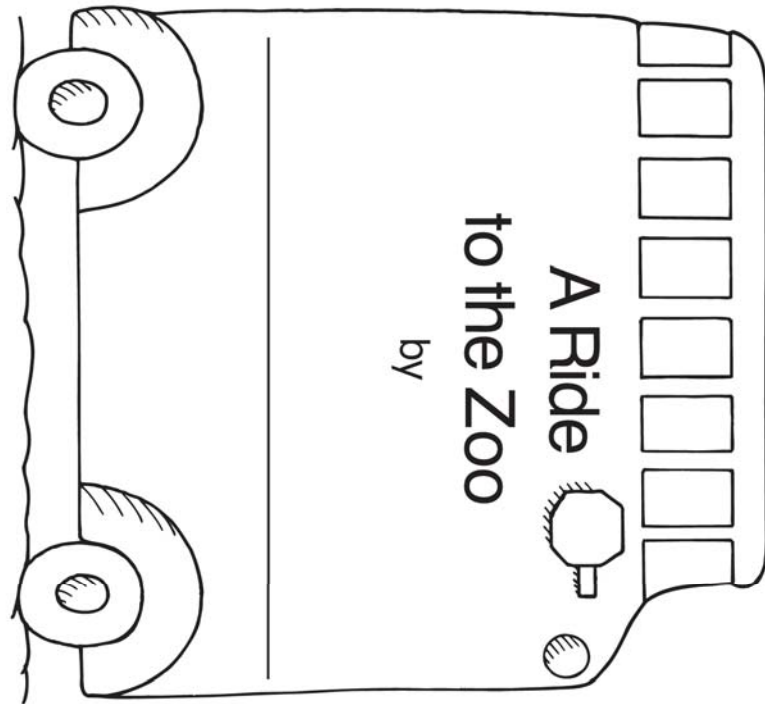
___ ock



___ oll


"A Ride to the Zoo" Mini Book

Mini Book Directions: Tear out pages 17–20. Cut the pages apart along the solid lines. Arrange the pages together in order. Staple the pages to make a little book that begins with **A Ride to the Zoo**. Enjoy your book!



I sit on the bus and
ride to the zoo.

I wonder what the
elephants will do.



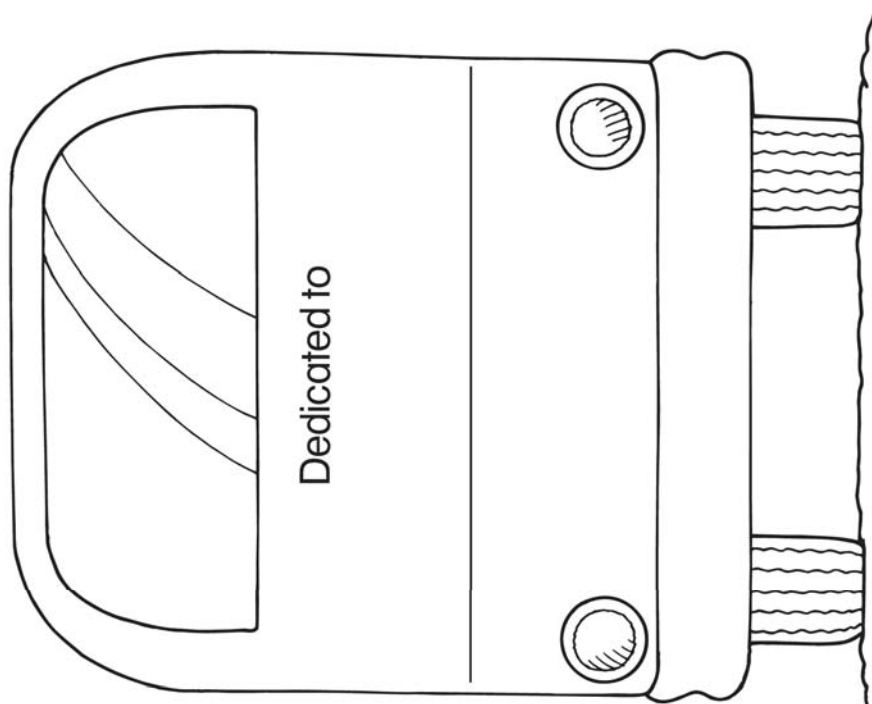
I sit on the bus and

ride to the zoo.

I wonder what the

giraffes will do.

2






I sit on the bus and
ride to the zoo.

I wonder what the
snakes will do.

5



I sit on the bus and
ride to the zoo.

I wonder what the
monkeys will do.

3




I sit on the bus and

ride to the zoo.

I wonder what the

lions will do.

4



How much longer is this

ride to the zoo? I can't

wait to see what the

animals will do!

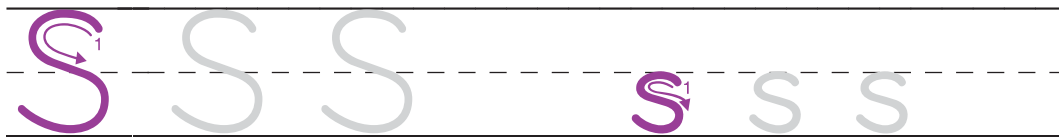
The End

6


Sally and Sammy



Trace the letter **Ss**.



These things begin with the sound of **s**.



Color the soap.



Cut out the soap.



Glue it on the **Ss** space inside the Little Buddies Phonics Chart.

