

Table of Contents

Introduction	2
Making and Using the Instant Books.....	3
Compound Words List.....	5


Instant Books

Flip Books	6
Compound Word Pair Cards	7
Build Your Own Compound Word Pair Cards	10
Read-and-Write Book	11
Compound Word Cards.....	12
Make Your Own Compound Word Cards..	15
Word Wallet: <i>foot, hand, head</i>	16
Wallet Words: <i>foot, hand, head</i>	17
<i>A Birthday Surprise</i> Mini Book	18
<i>Things at Home</i> Accordion-Fold Book.....	19
<i>Time for School</i> Accordion-Fold Book.....	20
<i>Playtime</i> Mini Book.....	21
Word Wallet: <i>sun, rain, snow</i>	22
Wallet Words: <i>sun, rain, snow</i>	23
<i>Things We Wear</i> Accordion-Fold Book.....	24
<i>Tasty Foods</i> Accordion-Fold Book	25
<i>Animal Facts</i> Strip Book	26
Word Wallet: <i>fire, wood, sand</i>	28
Wallet Words: <i>fire, wood, sand</i>	29
<i>Nature Words</i> Strip Book	30
<i>At the Seashore</i> Mini Book	32

Introduction


About the Build-a-Skill Instant Books Series

The *Build-a-Skill Instant Books* series features a variety of reproducible instant books that focus on important reading and math skills covered in the primary classroom. Each instant book is easy to make, and once children become familiar with the basic formats that appear throughout the series, they will be able to make new books with little help. Children will love the unique, manipulative quality of the books and will want to read them over and over again as they gain mastery of basic learning skills!



About Build-a-Skill Instant Books: Compound Words

This book features compound words in fun and easy-to-make instant books. Children will make flip books, strip books, mini books, and more! As children read and reread their instant books, they will improve their understanding of compound words and increase their vocabulary. For your reference, the compound words presented in this book are listed on page 5.



Refer to the Table of Contents to help with lesson planning. Choose instant book activities that fit with current curriculum goals in your regular or ELL classroom. Use the instant books to practice skills or introduce new ones. Directions for making the instant books appear on pages 3–4. To use a bookmaking activity as homework, provide copies of the directions along with the book patterns.

Making and Using the Instant Books

Most of the instant books in this resource require only one or two pieces of paper. Copy the pages on white copy paper or card stock, or use colored paper to jazz up and vary the formats. Children will love personalizing their instant books by coloring them, adding construction paper covers, or decorating them with collage materials such as ribbon and stickers. Customize the instant books by adding extra pages or by creating your own compound word cards using the reproducibles on pages 10 and 15.



Children can make instant books as an enrichment activity when their regular classwork is done, as a learning center activity during guided reading time, or as a homework assignment. Have children place completed instant books in their classroom book boxes and then read and reread the books independently or with a reading buddy. After children have had many opportunities to read their books in school, send the books home for extra skill-building practice.



Directions for Making the Instant Books


There are six basic formats for the instant books in this guide. The directions appear below and on the next page for quick and easy reference. The directions are written to the child, in case you would like to send the bookmaking activities home as homework. Just copy the directions and attach them to the instant book pages.

Hint!

Use the word cards on pages 7–10 with the instant books on page 6 to introduce the concept of compound words. Each card presents a compound word along with the two words from which it is formed. Use the word cards on pages 12–15 with the instant book on page 11. These cards let children practice reading compound words in isolation. As a rule of thumb, 6–10 cards can be easily stapled onto each instant book. To have children practice using compound words in context, use the instant books on pages 18–32.


Flip Books, page 6

1. Cut out the two flip books, the word cards, and the blank word cards.
2. Staple the word cards to the “I can read” flip book.
3. Staple the blank word cards to the “I can write” flip book.
4. Practice reading and writing your words!



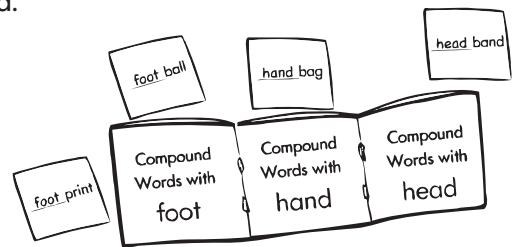
Read-and-Write Book, page 11

1. Cut out the read-and-write book.
2. Cut out the word cards, and staple them to the top of the book.
3. Glue the book to construction paper that is the same size.
4. Fold the book in half and decorate the cover.
5. Practice reading the words and writing sentences with them.




Word Wallet, pages 16-17, 22-23, 28-29

1. Cut out the wallet. Fold it in half along the solid middle line.
2. Staple where shown. Tape the outer edges. Fold the wallet closed.
3. Use the words in the box at the top of the Wallet Words page to complete the compound word on each word card.
4. Cut out the word cards. Sort the cards into the correct pockets of the wallet.




Mini Book, pages 18, 21, 32

1. Underline the compound words on each page.
2. Write the two words that each one is made from.
3. Finish the last page of the book.
4. Cut out the pages and put them in order.
5. Staple the book on the left.




Accordion-Fold Book, pages 19, 20, 24, 25

1. Choose one word from each list to make a compound word for each clue. Write the correct words on the lines.
2. Cut along the solid lines to form two strips.
3. Glue one strip onto the other where shown.
4. Fold back and forth along the dashed lines.



Strip Book, pages 26-27, 30-31

1. Finish the book by writing the correct words.
2. Cut out the strips and put them in order.
3. Staple the book on the left.



Compound Words List

The compound words presented in this book are listed below in alphabetical order.

afternoon	cardboard	fireworks	homework	rattlesnake	sunglasses
airplane	catfish	fishbowl	indoors	roadrunner	sunrise
anteater	cattail	flagpole	inside	sailboat	sunset
anybody	checkup	flashlight	into	sandbag	sunshine
anyone	classmate	football	jellyfish	sandpaper	swimsuit
anything	classroom	footprint	ladybug	sandstone	teapot
anytime	cupboard	footstep	mailbox	sandstorm	thunderstorm
anywhere	cupcake	footstool	meatball	seagulls	tiptoe
applesauce	daydream	goldfish	milkshake	seahorse	toothbrush
armchair	daytime	grandmother	nearby	seashells	toothpaste
background	dishwasher	grandparent	necktie	seashore	underground
backpack	doghouse	grasshopper	newspaper	seaweed	undershirt
ballgame	doorbell	grassland	nightgown	shoreline	upstairs
barnyard	downhill	groundhog	nighttime	shortcut	wastebasket
baseball	downstairs	hairbrush	notebook	sidewalk	waterfall
basketball	driveway	hallway	oatmeal	skateboard	watermelon
bathrobe	earmuffs	handbag	outdoors	skyscraper	weekend
bathtub	earthquake	handball	pancake	snowball	whirlpool
bedroom	everybody	handcuff	pinwheel	snowfall	whiteboard
bedspread	everyone	handprint	playground	snowflake	woodcutter
bedtime	eyesight	handshake	playpen	snowman	woodland
birthday	faraway	handspring	popcorn	snowstorm	woodpecker
blueberry	finger nail	handwriting	railroad	somebody	woodwind
bookcase	firefighter	headache	rainbow	someone	yardstick
bookshelf	firefly	headband	raincoat	something	
breakfast	fireplace	headdress	raindrop	sometimes	
butterfly	firestorm	headlight	rainfall	somewhere	
campfire	firewood	highway	rainstorm	sunflower	

Flip Books

Name _____

I can read compound words.

Staple word cards here.

Name _____

I can write compound words.

Staple blank cards here.

Compound Word Pair Cards

A compound word is a word that is made from two words that are put together.

any + body

anybody

any + thing

anything

any + where

anywhere

back + pack

backpack

ball + game

ballgame

barn + yard

barnyard

bed + room

bedroom

Compound Word Pair Cards

break + fast	breakfast	camp + fire	campfire
day + dream	daydream	day + time	daytime
dog + house	doghouse	down + stairs	downstairs
drive + way	driveway	eye + sight	eyesight

Compound Word Pair Cards

lady + bug	ladybug	night + time	nigh tt ime
pan + cake	pancake	some + one	some o ne
some + thing	some th ing	some + times	some et imes
tooth + paste	toothpaste	up + stairs	up st airs

Build
Your Own

Compound Word Pair Cards

<div><div></div><div>+</div><div></div></div> <div><div></div><div></div><div></div></div>	<div><div></div><div>+</div><div></div></div> <div><div></div><div></div><div></div></div>
<div><div></div><div>+</div><div></div></div> <div><div></div><div></div><div></div></div>	<div><div></div><div>+</div><div></div></div> <div><div></div><div></div><div></div></div>
<div><div></div><div>+</div><div></div></div> <div><div></div><div></div><div></div></div>	<div><div></div><div>+</div><div></div></div> <div><div></div><div></div><div></div></div>
<div><div></div><div>+</div><div></div></div> <div><div></div><div></div><div></div></div>	<div><div></div><div>+</div><div></div></div> <div><div></div><div></div><div></div></div>