

Table of Contents

Introduction	3
--------------------	---

COIN RECOGNITION AND VALUE

Heads or Tails?	4
Money Maze	5
What Equals a Dollar?	6

CALCULATE THE VALUE OF A SET OF COINS

Even Amounts	7
What's in the Safe?	8
Adding On	9
Least to Greatest	10
Piggy Bank Match	11
Matching Amounts	12
Tally It Up!	13
Guess and Check	14

MATCH AND COMPARE SETS OF COINS

Matching Money Bags	15
Matching Coin Sets	16
Changing Change	17
Coin Exchange	18
Greatest Value	19
Wallets	20
Money Comparison	21
Coin Combinations	22

USE COINS TO PURCHASE ITEMS

Please Pay	23
What Do I Owe?	24
Do I Have Enough?	25
How Will I Pay?	26
How Many Can I Buy?	27

CALCULATE DOLLARS AND CENTS

Bills	28
Money Count	29
Adding Cents	30
Adding Dollars and Cents	31
Subtracting Cents	32
Subtracting Dollars and Cents	33
Star Money	34
Adding and Subtracting Money	35

MONEY WORD PROBLEMS

Addition Story Problems	36
Subtraction Story Problems	37
Money Riddles	38
Money Graph	39

MAKE CHANGE

Change, Please!	40
Lunchtime	41

PRACTICE TESTS

Practice Test 1	42
Practice Test 2	43
Practice Test 3	44
Practice Test 4	45



Answer Key	46
------------------	----

Introduction

Each book in the *Power Practice*™ series contains dozens of ready-to-use activity pages to provide students with skill practice. The fun activities can be used to supplement and enhance what you are already teaching in your classroom. Give an activity page to students as independent class work, or send the pages home as homework to reinforce skills taught in class. An answer key is provided for quick reference.

Money 1–2 provides activities that will directly assist students in practicing and reinforcing money skills. Students will recognize coins and their values, compare amounts of money, select coins to pay for items, add and subtract money, exchange coins for coins of equal value, and make change for a dollar.











Use these ready-to-go activities to “recharge” skill review and give students the power to succeed!



Name _____ Date _____


Heads or Tails?

Identify each coin. Write **penny**, **nickel**, **dime**, **quarter**, or **half dollar** and its value.

1		_____	_____ ¢
2		_____	_____ ¢
3		_____	_____ ¢
4		_____	_____ ¢
5		_____	_____ ¢
6		_____	_____ ¢
7		_____	_____ ¢
8		_____	_____ ¢
9		_____	_____ ¢
10		_____	_____ ¢

Money Maze

Help the cat find its way to the bowl of milk. Draw a line from each penny, nickel, and dime to make a path through the maze. The path cannot go over any quarters or half dollars.




Name _____ Date _____


What Equals a Dollar?

1 How many  equal a dollar? _____

2 How many  equal a dollar? _____

3 How many  equal a dollar? _____


4 How many  equal a dollar? _____






























5 How many  equal a dollar? _____

6 Draw a different combination of coins in each box that equal a dollar.

Even Amounts









Help the bee get to its hive. Write the value of the coins in each box. Then color the boxes that have amounts that are even numbers to find the bee's path.



 _____ ¢	 _____ ¢	 _____ ¢
 _____ ¢	   _____ ¢	  _____ ¢
 _____ ¢	  _____ ¢	   _____ ¢
  _____ ¢	  _____ ¢	   _____ ¢
    _____ ¢	  _____ ¢	

What's in the Safe?

How much money is in each safe?



Name _____

Date _____


Adding On

How much money is in each set?

1    _____ ¢

2     _____ ¢

3    _____ ¢

4    _____ ¢

5      _____ ¢




























6       _____ ¢

7      _____ ¢

8        _____ ¢

Least to Greatest

Write the amount of each set. Use the information to answer the question below.

S  _____ ¢	A  _____ ¢	J   _____ ¢
K    _____ ¢	E  _____ ¢	W   _____ ¢
R     _____ ¢	O   _____ ¢	N  _____ ¢
C    _____ ¢	N   _____ ¢	A   _____ ¢
D    _____ ¢		

Which president's portrait is on the \$20 bill?

To find out, look at the answers you wrote. Order the answers from least to greatest and write the letters that are inside the boxes on the lines below. The first one is done for you.

A _____

Piggy Bank Match

Color the coins in each piggy bank to match each amount shown.

