

Table of Contents

DECODING

- 1 Segmenting
- 2 Segmenting
- 3 Segmenting
- 4 Blending
- 5 Blending
- 6 Blending
- 7 Take a Test Drive
- 8 Take a Test Drive
- 9–10 Put It All Together

SHORT AND LONG VOWELS

- 11 Short a
- 12 Short e
- 13 Short i
- 14 Short o
- 15 Short u
- 16 Vowel-Consonant-e
- 17 Vowel-Consonant-e
- 18 Long a Spelled ai and ay
- 19 Long e Spelled ee and ea
- 20 Long o Spelled oa
- 21 Y with the Sounds Long e and Long i
- 22 Review Short and Long Vowel Sounds
- 23 Take a Test Drive
- 24 Take a Test Drive
- 25–26 Put It All Together

LETTER COMBINATIONS

- 27 Letter Combinations ow and ou
- 28 Letter Combinations aw and au
- 29 Vowel Combination oo
- 30 Vowel Combinations oi and oy
- 31 Letter Combinations ea and ew
- 32 r-Controlled Vowels
- 33 r-Controlled Vowels
- 34 l-Controlled Vowels
- 35 Take a Test Drive
- 36 Take a Test Drive
- 37–38 Put It All Together

CONSONANT BLENDS AND DIGRAPHS

- 39 Two-Letter Blends
- 40 Two-Letter Blends
- 41 Three-Letter Blends
- 42 Three-Letter Blends
- 43 Words with c and g
- 44 Silent Consonants
- 45 Digraphs ch, sh, and th
- 46 Digraphs wh and ph
- 47 Take a Test Drive
- 48 Take a Test Drive
- 49–50 Put It All Together

WORD ENDINGS

- 51 Base Words
- 52 Base Words and Endings
- 53 Plurals with s

Table of Contents

54	Plurals with es
55	Plurals with s or es
56	Plurals with f or fe
57	Irregular Plurals
58	Plural Review
59	Endings -s, -ed, and -ing
60	Some Irregular Verbs
61	Compare Two
62	Compare Three or More
63	Comparative Forms
64	Comparative Forms
65	Take a Test Drive
66	Take a Test Drive
67–68	Put It All Together

SYLLABICATION

69	Syllables with VC/CV
70	Long and Short Sounds of VCV
71	Syllables with VCV
72	Recognizing Syllables
73	Prefixes un- and re-
74	Prefixes de- and mis-
75	Suffixes -ment and -less
76	Suffixes -ness and -ish
77	Take a Test Drive

78	Take a Test Drive
79–80	Put It All Together

STRUCTURAL ANALYSIS

81	Contractions
82	Contractions
83	Possessives
84	Possessives
85	Compound Words
86	Compound Words
87	Take a Test Drive
88	Take a Test Drive
89–90	Put It All Together

SYNONYMS, ANTONYMS, AND HOMONYMS

91	Homophones
92	Homographs
93	Synonyms
94	Antonyms
95	Synonyms and Antonyms
96	Synonyms and Antonyms
97	Take a Test Drive
98	Take a Test Drive
99–100	Put It All Together
	Tracking Sheet
	Answer Key

CREDITS

Concept Development: Kent Publishing Services, Inc.

Written by: Sara Schwartz

Editor: Carla Hamaguchi

Designer/Production: Moonhee Pak/Corina Chien

Illustrator: Darcy Tom

Art Director: Tom Cochrane

Project Director: Carolea Williams

© 2004 Creative Teaching Press, Inc., Huntington Beach, CA 92649

Reproduction of activities in any manner for use in the classroom and not for commercial sale is permissible.
Reproduction of these materials for an entire school or for a school system is strictly prohibited.

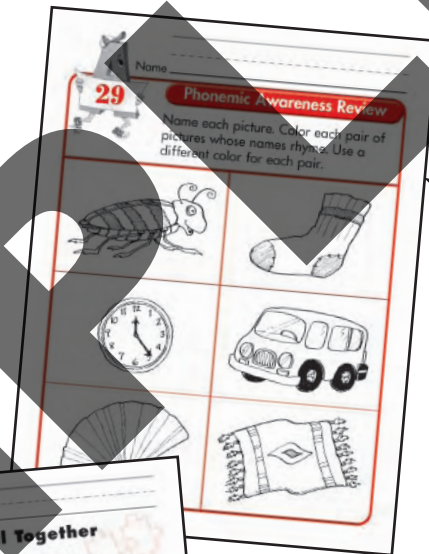
Introduction

The Advantage Phonics Series builds a solid foundation for reading instruction. As outlined in the federally mandated *No Child Left Behind Act*, a research-based reading curriculum should include the following five key components: phonemic awareness, phonics, vocabulary development, reading fluency, and reading comprehension. This series offers strong skill instruction along with motivational features in an easy-to-use format.

Take a look at all the advantages this phonics series offers . . .

Strong Skill Instruction

- **Phonemic awareness** focuses on the sounds in words (apart from their letter representation). A child's level of phonemic awareness is a key factor in predicting reading success. This concept is presented at the beginning of the lower-level books to lay the groundwork for solid phonics instruction.
- **Sight words** or high-frequency words are highlighted throughout the series. These often-encountered words can improve reading fluency when children master them and can recognize and read them effortlessly.
- The sequence of phonics instruction in each resource enables children to immediately transfer their phonics skills to actual reading. The "Put It All Together" mini-book at the end of each unit combines all the skills practiced in the unit in an **authentic reading** situation.



← phonemic awareness



← authentic reading



Introduction

Motivational Format

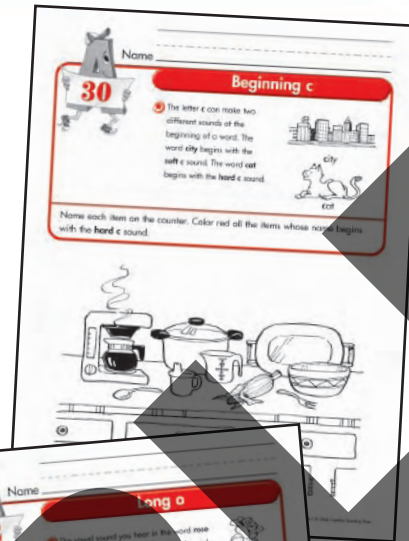
- The **teaching component** at the top of the activity pages provides the support children need to work through the book independently.
- Each unit ends with a small puzzle to recognize and **reward** progress and success.
- The “Think It Through” feature provides **fun puzzles** and **brainteasers**.
- The letter **character mascot** adds a fun element to each activity page.

Assessment

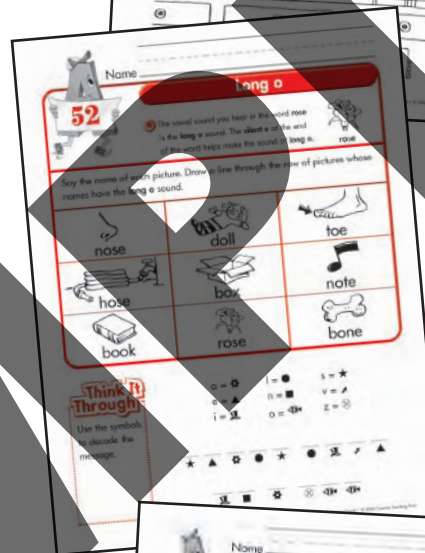
- Review pages at the end of each unit offer **mixed-skill practice**.
- The “Take a Test Drive” pages provide practice in various **test-taking formats**, including multiple choice and short response. These formats model national standardized and proficiency tests.
- The **tracking sheet** at the back of each book provides a motivational tool for children to use as they work their way from activity 1 to 100.

Answer Key


- Each page, with the answers completed, is reproduced in a miniature format at the back of the books to make **checking answers quick and easy**.



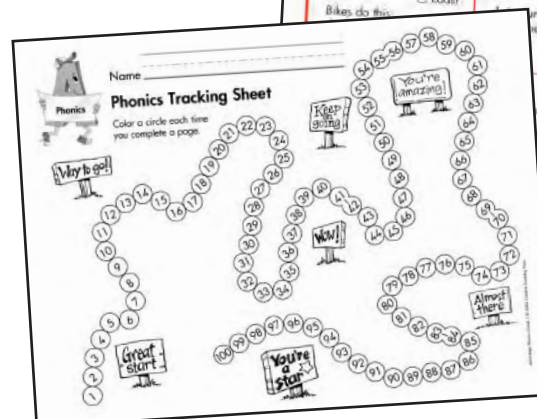
teaching component



fun puzzles



skill review and test-taking practice




motivational way to monitor progress

Name _____




Segmenting


The beginning consonants are missing. Say the name of each animal. Write the missing consonant.



___ig




___uck




___urtle



___orse




___angaroo




___amb




___amster




___abbit



___eal




___ish




___ebra




___utterfly




___oat



___onkey



___ion



___ow

Get Ahead

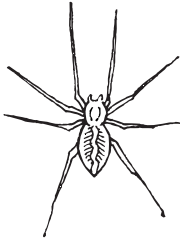
Practice rhyming words. Use these endings from this page: ___ig, ___eal, ___oat. How many rhyming words can you write?

Name _____




Segmenting

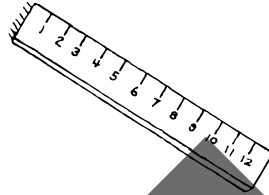
Some middle consonants are missing. Say the name of each picture. Write the missing consonant.




spi____er




wa____on



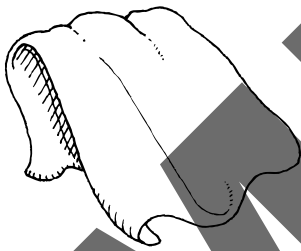
ru____er



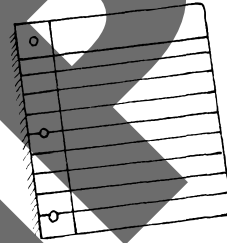
pe____cil



so____a




blan____et




pa____er




neck____ace




moun____ain



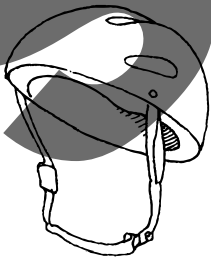
cra____on



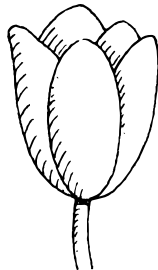
tra____tor



bas____et




he____met



tu____ip



pa____amas




mo____ster

Name _____

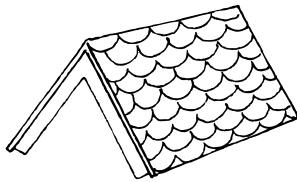


Segmenting

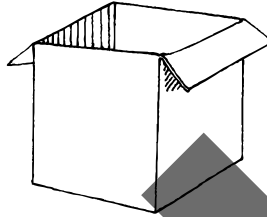
The ending consonants are missing. Say the name of each picture.
Write the missing consonant.




su _____



roo _____



bo _____



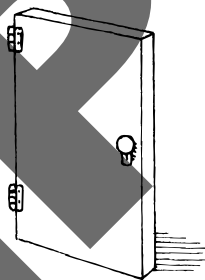
fro _____




whee _____



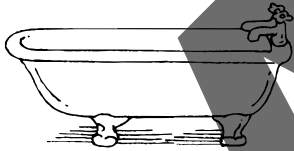
cro _____



doo _____




bu _____



tu _____




raincoa _____




bunk be _____




fo _____



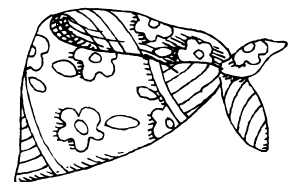
parro _____



mo _____



ru _____



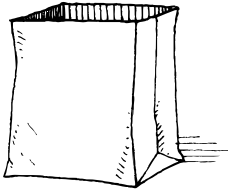
scar _____

Name _____




Blending

Look at the picture. Circle the word that names the picture.



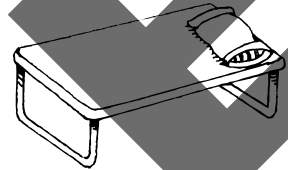
big
bug
bag




cap
cup
cop



bid
bud
bed




cat
cut
cot




flat
fluff
flag



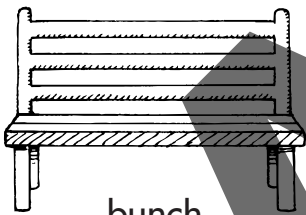
bus
bush
bust



clock
clack
click



chuck
check
chick



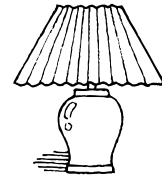
bunch
bench
bent



brush
branch
brash



dress
drug
drift



limp
lump
lamp



train
tree
treat



grasp
grunt
grass



wash
witch
watch



parts
punts
pants