



How to Use This Book

The activities in this book will give your students practice and competence in following written directions, step-by-step directions, and oral directions. In addition to the worksheets, the only supplies needed are pencils and crayons. The first section of the book contains written directions for your students to follow. In the second section, written step-by-step directions and illustrations instruct students to draw simple pictures. In the third section, you read a set of directions to your students while they listen and do the work on their activity sheets. Pages in the book may be used in any order.

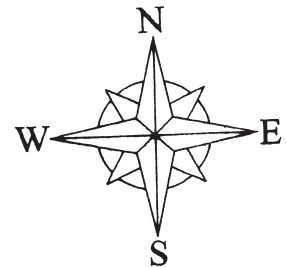


Contents



Following Written Directions5-28

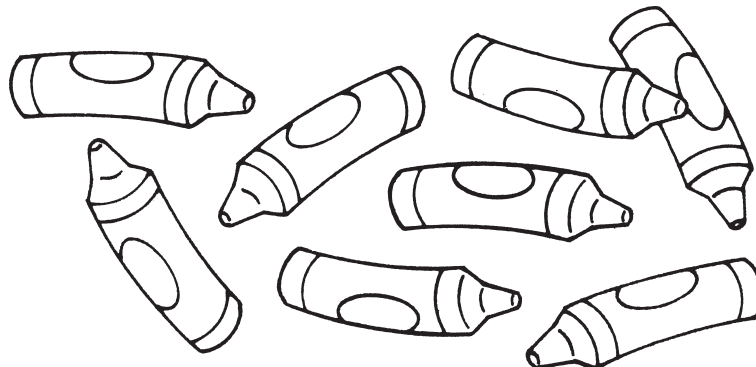
Graph a Giraffe	6-7
Make a Mantis	8-9
Animal Groups	10-11
Animal Offspring	12-13
Name the Inventor	14-15
State Safari	16-17
Name the President	18-19
Geometry Goulash	20-21
What's for Dinner?	22-23
Mall Maze	24-25
Best in Show	26-27
The Magic Number	28



Following Step-by-Step

Directions to Draw a Picture29-42

Draw a Leopard	30
Draw a Blimp	31
Draw a Fire Engine	32
Draw a Soccer Player	33
Draw a Castle	34
Draw a Unicorn	35
Draw a Bicycle	36
Draw a Rhinoceros	37
Draw a Parrot	38
Draw a Race Car	39
Draw a Beagle	40
Draw a Bat	41
Draw an Ice Skater	42


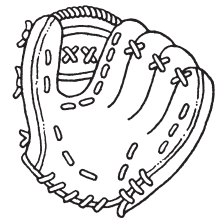





Contents (continued)

Following Oral Directions 43-62

Oral Directions to Be Read by the Teacher	44-50
Kentucky Towns	51
Western Quest	52
Map of the United States	53
North, South, East, and West	54
In-Between States	55
Number, Please	56
Hidden Picture #1	57
Hidden Picture #2	58
The Number Game	59
Customize the Sport Shoes	60
Colorful Crayons	61
Athletes on Parade	62

Answer Key	63-64
------------	-------



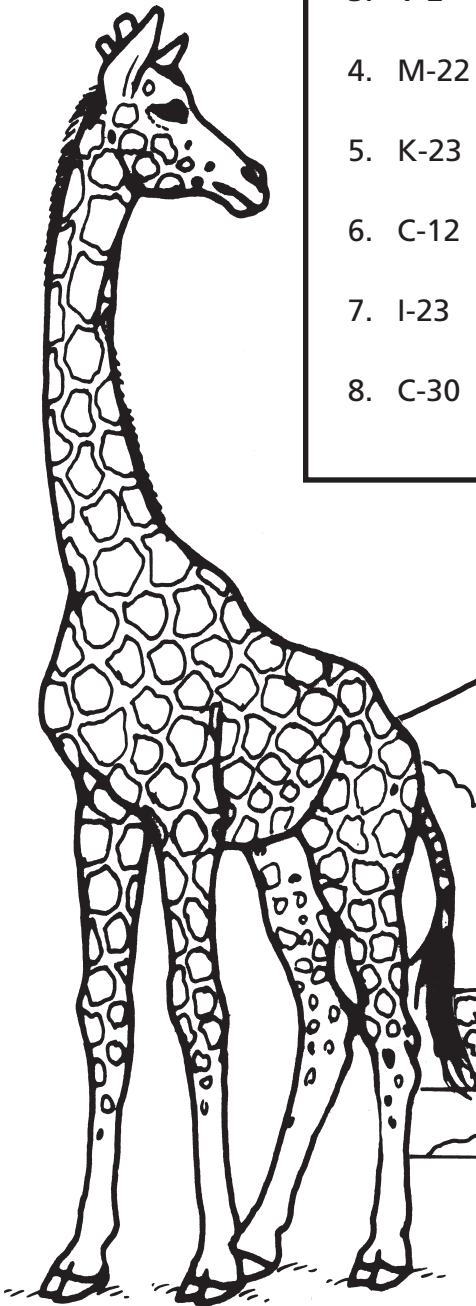
Following Written Directions



Graph a Giraffe

Using a ruler and the grid on page 7, draw straight lines to connect the grid points below in the order given. You will create a picture of a giraffe. The first lines have been drawn for you.

1.	W-11	W-5	V-5	T-10	U-11			
2.	U-11	U-22	P-27	O-23	V-2			
3.	V-2	T-2	Q-13	N-21	M-22			
4.	M-22	L-13	M-2	K-2	K-23			
5.	K-23	I-23	G-23	F-19	C-12			
6.	C-12	D-2	B-2	B-14	C-16	C-30		
7.	I-23	I-19	F-12	G-2	E-2	E-14	F-19	
8.	C-30	N-35	X-23	W-11				



Name: _____

Graph a Giraffe

