

Table of Contents

Introduction	4
Theme Planning; Involving Parents	5
Parent Letter	6

All about Me



Emotions	7
Friends	10
Kindness	13
Growing	16
Parts of the Body	19
Staying Healthy	22

Animals



Forest Animals	25
Pets	28
Farm Animals	31
Zoo Animals	34
Desert Animals	37

Families



My Family	40
Houses and Homes	43
Occupations	45
Grown-ups	48
Siblings	51

Language Development



Colors	54
Food	57
Opposites	60
Toys	63
Silliness	66

Math



Numbers	69
One-to-One Correspondence	72
Counting	76
Days of the Week	78
Money	81

Science



Senses	84
Plants	87
Insects	90
Transportation	93
Space	96

Seasonal Celebrations



Fall	99
Winter	102
Winter Holiday	105
Spring	108
Summer	111

Transitional Times



While We're Waiting	114
Circles and Snacks	117
Getting Quiet	120
Tidying Up the Room	123
End of the Day	126


Introduction

Even if you cannot carry a tune, you can carry a catchy song or fingerplay into your classroom and take your preschoolers into new realms of learning. *Preschool Songs & Fingerplays* makes it easy for you to include rhythm and rhyme in every part of your preschoolers' learning day.

This comprehensive collection features a combination of original and classic songs and fingerplays that complement the most popular preschool curriculums. Implement activities within eight different themes that include: All about Me, Animals, Families, Language Development, Math, Science, Seasonal Celebrations, and Transitional Times. Your class will enjoy simple, lively activities that reinforce concepts such as the following:

- Phonemic awareness
- Phonics
- Rhyme
- Counting
- Classification
- Colors
- Numbers
- Left-to-right and top-to-bottom orientation
- Patterning
- Sequencing
- Measurement

Songs and fingerplays are an essential part of a preschooler's day. Teach children these unique rhymes and chants from *Preschool Songs & Fingerplays*, and watch their enthusiasm soar!




Theme Planning

Each of the eight common preschool themes encompasses five to six topics that reinforce the theme. Every topic within a theme has two accompanying activities that help children explore essential reading and math readiness skills. Fun and simple activities enable children to apply new concepts and tasks in meaningful ways.


While planning your lessons, you may wish to use the themes with all of their components as they are listed; or you may choose to use the book as a source for ideas, integrating activities from different themes to suit the needs of your class. For example, you could use the Nutty Relay (page 26) and Nutty Things We Like to Do (page 100) activities to supplement a plants or fall theme you have planned on your own.

Involving Parents

Invite parents to help spark enthusiasm for learning. When you begin a new theme or topic, staple the correlating song, chant, or fingerplay to a copy of the Parent Letter reproducible (page 6). Send this home with children. To provide parents with more activities that promote cognitive growth and motor skills refinement, send home a copy of the Brain Builders reproducible (page 128) after you follow the Much More to Do Today activity (page 127) in class. Encourage parents and children to post the list of activities on the refrigerator so they can refer to it often.



Parent Letter





Dear Parents:

This week in our preschool classroom, we are exploring the theme of _____. Your child has been practicing the attached song, chant, or fingerplay that correlates with this theme. You can help foster enthusiasm for the topic by displaying the song, chant, or fingerplay in a place you and your family will see it often and by performing the rhyme(s) together. Here are some additional activities you can do to help facilitate reading/math readiness skills:

- Find and circle all the words on the page that are the same.
- Underline and say aloud all the capital letters on the page.
- Count the lines of text on the page, count the words in a line, or count the letters in a word.
- Point to the words as you read them aloud together.
- Make up a similar rhyme of your own.

Remember to keep tasks simple, and have fun!

Sincerely,





Any Way I Feel

(Teacher leads chant. Children respond with bolded expressions.)

When I am happy, I **laugh**. Ha, ha, ha.

When I am sad, I **cry**. Boo, hoo, hoo.

When I am angry, I **yell**. Rats, rats, rats.

When I am down, I **sigh**. Ahh, ahh, ahh.



Any way I feel, I can show it to you.

Do you ever feel the same way, too?



When I am tired, I **yawn**. Aw, aw, aw.


When I am silly, I **giggle**. Hee, hee, hee.

When I am sick, I **moan**. Oh, oh, oh.

When I am excited, I **wiggle**. Jiggle, jiggle, jiggle.

Any way I feel, I can show it to you.

Do you ever feel the same way, too?




Feelings Mirrors

Materials

Feelings reproducible
(page 9)
crayons
scissors
glue
paper plate
aluminum foil

Chant "Any Way I Feel" with children. Give each child a Feelings reproducible to color and cut out. Help children glue their reproducible to a paper plate. Cut out 2.5" (6 cm) circles from foil, and give one to each child. Help children glue their circle (shiny side facing up) to the center of their plate. Invite children to look at the animals along the rim of the plate, and ask children to identify the way each one must feel. Ask children to look into the "mirror" in the center of the plate, and encourage them to describe the way their face shows how they are feeling. Encourage children to compare the look on their face with that of one animal on their plate.



Many-Colored Days

Materials

My Many Colored Days by
Dr. Seuss (Alfred A. Knopf Books)
crayons or markers
drawing paper

Read aloud *My Many Colored Days* by Dr. Seuss. Invite children to act out the feelings described in the book. Chant "Any Way I Feel" with children. Ask children to use a color from the book to describe each feeling in the chant. Encourage children to use one of the colors from the story to draw a picture that shows how they are feeling.

Feelings

