



Table of Contents


Introduction	4
How to Use This Book	5

LETTERS



Where Are the Letters? (<i>Identifying letters</i>)	6
Aa; Bb; Cc; Dd; Ee (<i>Letter writing, letter recognition</i>)	7–11
Ff; Gg; Hh; Ii; Jj (<i>Letter writing, letter recognition</i>)	12–16
Kk; Ll; Mm; Nn; Oo (<i>Letter writing, letter recognition</i>)	17–21
Pp; Qq; Rr; Ss; Tt (<i>Letter writing, letter recognition</i>)	22–26
Uu; Vv; Ww; Xx; Yy; Zz (<i>Letter writing, letter recognition</i>)	27–32
Dessert Time! Camping Time (<i>Matching uppercase and lowercase letters</i>)	33–34
Letter Paths; Want a Scoop? (<i>Matching uppercase and lowercase letters</i>)	35–36
The Alphabet (<i>Letter writing, letter recognition</i>)	37
What's Missing? ABC . . . (<i>Letter recognition and order—uppercase letters</i>)	38
What's Missing? abc . . . (<i>Letter recognition and order—lowercase letters</i>)	39
Dot-to-Dot, A–Z (<i>Letter order—uppercase letters</i>)	40
Dot-to-Dot, a–z (<i>Letter order—lowercase letters</i>)	41
Beginning Sounds, A–E; F–K; L–O; P–T; U–Z (<i>Beginning sounds recognition</i>)	42–46
Missing Beginning Sounds Part 1; Part 2; Part 3 (<i>Beginning sounds recognition</i>)	47–49

NUMBERS




Where Are the Numbers? (<i>Identifying numbers</i>)	50
1–5; 6–10; 11–15 (<i>Number writing, counting</i>)	51–53
16–20; 21–25; 26–30 (<i>Number writing, counting</i>)	54–56
One to Five (<i>Number-word writing, counting</i>)	57
Baseball Match (<i>Number-word recognition</i>)	58
Six to Ten (<i>Number-word writing, counting</i>)	59
Number-Word Matching, 1–10 (<i>Number-word recognition</i>)	60
Eleven to Fifteen; Sixteen to Twenty (<i>Number-word writing, counting</i>)	61–62
Twenty-one to Twenty-five (<i>Number-word writing, counting</i>)	63
Twenty-six to Thirty (<i>Number-word writing, counting</i>)	64
Paint It; Let's Go Fishing (<i>Matching numbers</i>)	65–66
Silly Snake; Matching Outfits (<i>Matching numbers</i>)	67–68
Find My Home (<i>Counting, number correspondence</i>)	69
Number Sea; Count and Color; How Many? (<i>Counting, number correspondence</i>)	70–72
So Many Hearts (<i>Counting</i>)	73
Crayons; Fruit Basket (<i>Number recognition</i>)	74–75
Harvest Time; Up, Up, and Away (<i>Number recognition</i>)	76–77

Dot-to-Dot, 1–5; 1–15 (<i>Number order</i>)	78–79
Mouse Maze; Dot-to-Dot, 1–30 (<i>Number order</i>)	80–81
Turtle Path (<i>Number order</i>)	82
Missing Numbers, 1–10; 1–20; 1–30 (<i>Number order</i>)	83–85



COLORS

Red; Blue; Yellow (<i>Color-word writing, color recognition</i>)	86–88
Hidden Picture (<i>Color-word recognition</i>)	89
Green; Purple; Orange (<i>Color-word writing, color recognition</i>)	90–92
Color the Picture (<i>Color-word recognition</i>)	93
Black; White; Pink; Brown (<i>Color-word writing, color recognition</i>)	94–97
Color Crossword; Colors; Color Match (<i>Color-word recognition, color recognition</i>)	98–100
The Same Color (<i>Color recognition</i>)	101
Colorful Connections; Color Pallet (<i>Color-word recognition, color recognition</i>)	102–103
Coloring Fun; Colorful Crayons; Balloons (<i>Color-word recognition</i>)	104–106
Colorful Butterfly; Sports (<i>Color-word recognition</i>)	107–108



SHAPES

Circle; Square (<i>Shape-word writing, shape recognition</i>)	109–110
Triangle; Rectangle (<i>Shape-word writing, shape recognition</i>)	111–112
Oval; Heart (<i>Shape-word writing, shape recognition</i>)	113–114
Star; Diamond (<i>Shape-word writing, shape recognition</i>)	115–116
Shapes (<i>Drawing shapes</i>)	117
Shape Maze (<i>Shape recognition</i>)	118
How Many Shapes? (<i>Identifying shapes, counting</i>)	119
Shape Match (<i>Shape-word writing, shape recognition</i>)	120
Shape Pictures (<i>Shape recognition</i>)	121
Trace It; Shapes Trace (<i>Drawing shapes</i>)	122–123
Find My Way (<i>Shape recognition</i>)	124
Shape Code; Color by Code (<i>Identifying shapes</i>)	125–126
Cut and Match Shapes (<i>Shape recognition</i>)	127
Counting Shapes (<i>Identifying shapes, counting</i>)	128
Shape Words; Shape Crossword (<i>Shape-word recognition</i>)	129–130


Answer Key	131–144
-----------------------------	---------



Introduction

Letters, Numbers, Colors & Shapes Activity Pages contains over 100 reproducibles to reinforce the following basic skills:

- Letter recognition—uppercase and lowercase
- Letter writing
- Beginning sounds recognition
 - Number writing and recognition
 - Number-word writing and recognition
 - Number order
 - Counting
 - Color recognition
 - Color-word recognition
- Shape recognition
- Shape-word recognition
- Drawing shapes



Along with learning these basic skills, children will practice cutting, coloring, pasting, and puzzle solving as they complete these creative, fun-filled pages.

Provide children with the pages and watch them learn and master these basic skills. Young children will develop a solid base of knowledge that will prepare them for future learning experiences.






How to Use This Book

There are many ways to use the pages in this handy resource. The pages can be used in class or at home. Use them with a large group, a small group, or have children work on them independently.

Homework

Make a class set of a reproducible, and send one home with each child for reinforcement of a skill that was introduced in class. For example, if you introduce the color red in class, send home the Red reproducible (page 86) with children for homework.




Small Group

Use the reproducible as a small-group activity when you have centers. Introduce the skill to the whole class (e.g., letter A), then have children complete the Aa reproducible (page 7) in their small groups. Display a completed reproducible for children who have trouble doing paper/pencil tasks on their own. They can refer to the completed reproducible for help.

Independent Work


Place a set of reproducibles in a basket. Invite children to work on one when they have finished their class work. Be sure to provide children with reproducibles that reinforce skills that have previously been taught in class.




Name _____

Where Are the Letters?

Circle the letters on the notepad.



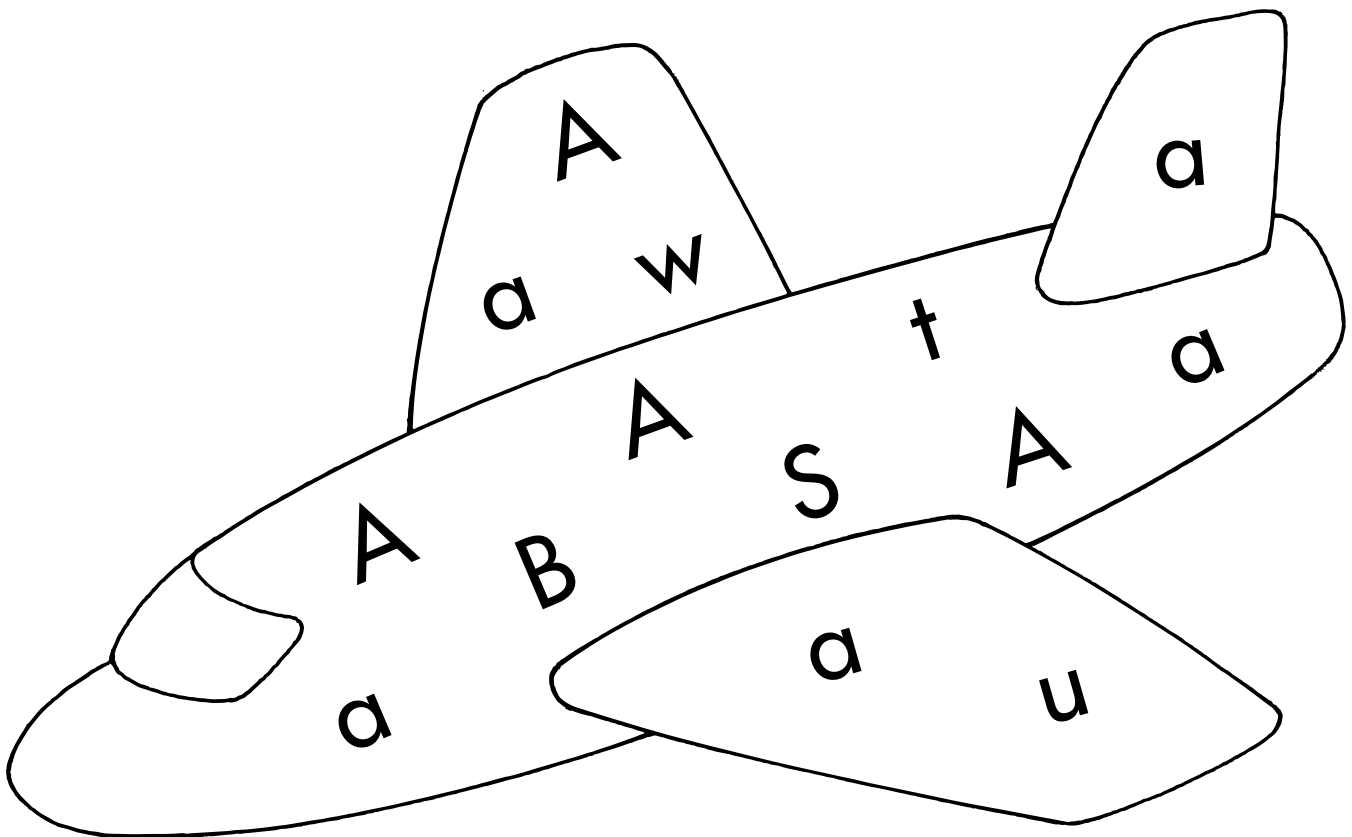
Name _____




Practice writing the letters.



Circle the **A**'s and **a**'s in the airplane.



Name _____



Practice writing the letters.


B B

b b

Help the bees find their hive.
Follow the **B**'s and **b**'s to draw the path.

b B B F C
B D D S A
I b b B b H U
b B K R
B b B b B b B
b T O M b

Name _____



Practice writing the letters.

D D

d d

Color the **D**'s purple. Color the **d**'s green.

