

Table of Contents

Introduction 2

Making and Using the Instant Books..... 3

Instant Books

“I Can See Colors” Flip Book 5

“Rainbow Colors” Step Book 6

“I Look at Colors” Flip Book 8

“Colors Poem” Strip Book 9

Read-and-Write Color Book..... 11

Color Word Cards..... 12

“I Can See Shapes” Flip Book..... 13

“Fun with Shapes” Step Book 14

“Shape Rhymes” Strip Book 16

“What Shape Is It?” Mini Book..... 18

“I Can Count from One to Five”
Flip Book..... 20

“I Can Count from Six to Ten” Flip Book 21

“Number Fun” Step Book..... 22

“Numbers, Shapes, and Colors”
Strip Book..... 24

“I Spy Numbers and Colors” Strip Book..... 26

“Count and Play” Mini Book 27


“Bug Countdown” Strip Book..... 29

Make Your Own Flip Book..... 32

Introduction


About the Build-a-Skill Instant Books Series

The *Build-a-Skill Instant Books* series features a variety of reproducible instant books that focus on important reading and math skills covered in the primary classroom. Each instant book is easy to make, and once children become familiar with the basic formats that appear throughout the series, they will be able to make new books with little help. Children will love the unique, manipulative quality of the books and will want to read them over and over again as they gain mastery of basic learning skills!




About the Build-a-Skill Instant Books: Color, Shape, and Number Words

This book features color, shape, and number words in fun and easy-to-make instant books. Children will develop fine motor skills and practice following directions as they cut, fold, and staple the reproducible pages together to make flip books, step books, mini books, and more! As children read and reread their instant books, they will strengthen their decoding skills and increase their sight word vocabulary.




Refer to the Table of Contents to help with lesson planning. Choose instant book activities that fit with the curriculum goals in your regular or ELL classroom. Use the instant books to practice skills or introduce new ones. Directions for making the instant books appear on pages 3 and 4. These should be copied and sent along with the book patterns when assigning a bookmaking activity as homework.

Colors Poem Strip Book



Colors Poem



1

Orange is a carrot.

Yellow is a pear.

2

Green is the grass.

3

Colors Poem Strip Book

Brown is a bear.

4

Purple is a plum.

Blue is the sky.

5

Black is a funny hat.


Red is cherry pie.

6

Shapes Flip Book

Staple word cards here.

I can see shapes




a circle



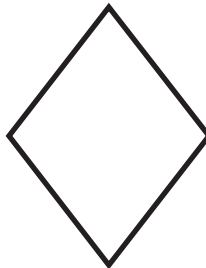
a square




a rectangle



a triangle




a diamond



an oval

I Spy Numbers and Colors

I Spy Numbers and Colors
by _____



I spy one yellow sun.




I spy _____ blue shoes.



I spy _____ green peas.



I spy _____ orange horns.



I spy _____ yellow hives.

