
" More Rockin' Rebuses " for Kindergarten to Grade Two

Here's 6 **all new** rebus stories. Use them as independent or group learning activities.

Photocopy and give each child a book to read and create in.

If your photocopy budget will not allow this, make 1 book for the class. Colour the rebus illustrations and the cover, laminate and bind.

Insert a paper clip on each page.

Independently, or as a group, go through the story.

The children can draw their answers on 14x18 cm paper, widthwise.

Each child can take turns reading the book, adding his or her own illustrations.

Children love to read rebus stories.


The illustrations give them positive identification of words in the story.

The creative activities have been designed to stimulate creative thought and expression.

Have fun with more rockin' rebuses !

"Tomorrow is a special day," said .

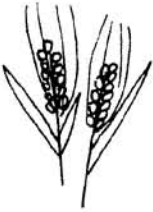
"Tomorrow is Easter Sunday. I will go to .

"I would like a new  to wear to  on Easter Sunday," said .

I love stories
that end with
good night.

My Good Night Book

This book belongs to _____
date _____


"The  grew and
turned yellow in the .

"Now the  is ripe.

Who will help me cut
the ?" clucked

the .

"Not I," barked
the .

"Not I," oinked
the .