

# Table of Contents

<b>Introduction</b> . . . . .	3	Alphabet Page . . . . .	51	Take-Home Story . . . . .	96
<b>A—Adam in the Garden</b>		Activity Page . . . . .	52	Alphabet Page . . . . .	97
Bible Lesson . . . . .	4	<b>J—Joseph’s Story</b>		Activity Page . . . . .	98
Teacher Resource . . . . .	5	Bible Lesson . . . . .	53	<b>S—Saul’s Big Change</b>	
Take-Home Story . . . . .	6	Teacher Resource . . . . .	54	Bible Lesson . . . . .	99
Alphabet Page . . . . .	7	Take-Home Story . . . . .	55	Teacher Resource . . . . .	100–101
Activity Page . . . . .	8	Alphabet Page . . . . .	56	Take-Home Story . . . . .	101
<b>B—Baptism of Jesus</b>		Activity Page . . . . .	57	Alphabet Page . . . . .	102
Bible Lesson . . . . .	9	<b>K—King David</b>		Activity Page . . . . .	103
Teacher Resource . . . . .	10–11	Bible Lesson . . . . .	58	<b>T—Ten Commandments</b>	
Take-Home Story . . . . .	11	Teacher Resource . . . . .	59–60	Bible Lesson . . . . .	104
Alphabet Page . . . . .	12	Take-Home Story . . . . .	61	Teacher Resource . . . . .	105–106
Activity Page . . . . .	13	Alphabet Page . . . . .	62	Take-Home Story . . . . .	106–107
<b>C—Creation</b>		Activity Page . . . . .	63	Alphabet Page . . . . .	108
Bible Lesson . . . . .	14	<b>L—Lost Son</b>		Activity Page . . . . .	109
Teacher Resource . . . . .	15–16	Bible Lesson . . . . .	64	<b>U—Upper Room</b>	
Take-Home Story . . . . .	16–17	Teacher Resource . . . . .	65	Bible Lesson . . . . .	110
Alphabet Page . . . . .	18	Take-Home Story . . . . .	66	Teacher Resource . . . . .	111–112
Activity Page . . . . .	19	Alphabet Page . . . . .	67	Take-Home Story . . . . .	113
<b>D—Daniel in the Lions’ Den</b>		Activity Page . . . . .	68	Alphabet Page . . . . .	114
Bible Lesson . . . . .	20	<b>M—Moses’ Life</b>		Activity Page . . . . .	115
Teacher Resource . . . . .	21	Bible Lesson . . . . .	69	<b>V—Voice in the Night</b>	
Take-Home Story . . . . .	22	Teacher Resource . . . . .	70	Bible Lesson . . . . .	116
Alphabet Page . . . . .	23	Take-Home Story . . . . .	71	Teacher Resource . . . . .	117
Activity Page . . . . .	24	Alphabet Page . . . . .	72	Take-Home Story . . . . .	118
<b>E—Elijah Fed by Ravens</b>		Activity Page . . . . .	73	Alphabet Page . . . . .	119
Bible Lesson . . . . .	25	<b>N—Noah and the Ark</b>		Activity Page . . . . .	120
Teacher Resource . . . . .	26	Bible Lesson . . . . .	74	<b>W—Woman at the Well</b>	
Take-Home Story . . . . .	27	Teacher Resource . . . . .	75	Bible Lesson . . . . .	121
Alphabet Page . . . . .	28	Take-Home Story . . . . .	76	Teacher Resource . . . . .	122
Activity Page . . . . .	29	Alphabet Page . . . . .	77	Take-Home Story . . . . .	123
<b>F—Fish and Loaves</b>		Activity Page . . . . .	78	Alphabet Page . . . . .	124
Bible Lesson . . . . .	30	<b>O—One and Only Son</b>		Activity Page . . . . .	125
Teacher Resource . . . . .	31–32	Bible Lesson . . . . .	79	<b>X—Xerxes and Esther</b>	
Take-Home Story . . . . .	33	Teacher Resource . . . . .	80–81	Bible Lesson . . . . .	126
Alphabet Page . . . . .	34	Take-Home Story . . . . .	81	Teacher Resource . . . . .	127
Activity Page . . . . .	35	Alphabet Page . . . . .	82	Take-Home Story . . . . .	128
<b>G—Goliath and David</b>		Activity Page . . . . .	83	Alphabet Page . . . . .	129
Bible Lesson . . . . .	36	<b>P—Paul in Prison</b>		Activity Page . . . . .	130
Teacher Resource . . . . .	37	Bible Lesson . . . . .	84	<b>Y—Young Jesus</b>	
Take-Home Story . . . . .	38	Teacher Resource . . . . .	85–86	Bible Lesson . . . . .	131
Alphabet Page . . . . .	39	Take-Home Story . . . . .	86	Teacher Resource . . . . .	132–133
Activity Page . . . . .	40	Alphabet Page . . . . .	87	Take-Home Story . . . . .	134
<b>H—Healings of Jesus</b>		Activity Page . . . . .	88	Alphabet Page . . . . .	135
Bible Lesson . . . . .	41	<b>Q—Quail from Heaven</b>		Activity Page . . . . .	136
Teacher Resource . . . . .	42–43	Bible Lesson . . . . .	89	<b>Z—Zacchaeus in a Tree</b>	
Take-Home Story . . . . .	43–44	Teacher Resource . . . . .	90	Bible Lesson . . . . .	137
Alphabet Page . . . . .	45	Take-Home Story . . . . .	91	Teacher Resource . . . . .	138–139
Activity Page . . . . .	46	Alphabet Page . . . . .	92	Take-Home Story . . . . .	140
<b>I—Israelites</b>		Activity Page . . . . .	93	Alphabet Page . . . . .	141
Bible Lesson . . . . .	47	<b>R—Ruth Is Faithful</b>		Activity Page . . . . .	142
Teacher Resource . . . . .	48–49	Bible Lesson . . . . .	94	<b>Alphabet Quilt Recording Page</b> . . . . .	143
Take-Home Story . . . . .	49–50	Teacher Resource . . . . .	95	<b>Alphabet Journal Writing Page</b> . . . . .	144



# Creation

Long ago, there was no world, no sky, no planets, no animals, and no people. God created the world and all that is in it. He created everything in six days. On the seventh day, God rested. God is very powerful. He simply spoke words and things were created.

On the first day of creation, God said, "Let there be light," and there was light. On that day, He created day and night, light and darkness.

On the second day, God spoke, and He created the sky.

On the third day, God said, "Let dry ground appear. Let the land produce . . . plants and trees with fruit and seeds." And it was so.

On the fourth day, God created great lights in the sky—the sun, the moon, and the stars.


On the fifth day, God filled the waters with living creatures. He filled the skies with birds. So God created fish and lobsters, whales, eagles, robins and sparrows, and all other water creatures and birds.

Each day, God looked at all He had created. He liked it all. He said it was all good.

On the sixth day, God created all the different kinds of animals. He saw that it was good. On that same day, God created man. He said, ". . . 'Let us make man in our image . . . and let them rule over the fish of the sea, and the birds of the air, over the livestock, over all the earth, and over all the creatures that move along the ground.'" (Genesis 1:26)

God created man in His own image. Then He made a woman. After God created the first man and the first woman, He saw all that He had made. He said it was very good.

On the seventh day, God finished his work. He rested. He blessed the seventh day. He set it apart as a very special day for Himself. God wants you to make one day each week special for Him, too.



## Questions for Discussion

- What are some things God created?
- What did God say about everything He made?
- What did God do after He created everything?
- What day did God set apart for Himself?





# Creation


## Arts and Crafts

### Creation Models

Materials: recyclable materials, such as cardboard tubes, empty juice and yogurt containers, spools, egg cartons, Styrofoam™; toothpicks; masking tape

#### Directions

1. Choose something from God's creation to create (a tree, animal, bird, fish, person, etc.) See examples below.
2. Construct your object using the materials available.
3. Display your creation on a table for all to see.



# C

# Creation




## Snack Time

### Creation Salad

Ingredients: lettuce; fresh vegetables, such as broccoli, tomatoes, cucumbers, carrots, etc.; cheese; hard-boiled egg; salad dressing

Tear the lettuce into bite-sized pieces. Cut up a variety of fresh vegetables. Toss everything together in a bowl. Top the salad with cheese or slices of hard-boiled egg and salad dressing. Let the children enjoy a fresh salad with some of the vegetables that God created on the third day. While eating, have the children name some of their favorite fruits and vegetables.



## Prayer



Pray this prayer or a prayer of your own praising God for all the wonderful things He created.

*Dear Lord,*

*We praise You for how powerful You are. It's amazing that You simply spoke, and everything was created! Thank You for making all the different animals in the world. Thank You for the plants and the trees, and for the sun, moon, and stars. Most of all, Lord, we thank You for creating people. You are a great God.*

*Amen.*

Color and cut out the pages below and on page 17. Staple them in order.



# C

# Creation


**Day 2**



God made the sky. God said it was good.

**3**


**Day 3**



God made the land and seas, plants, and trees. God said it was good.

**4**


**Day 4**



God made the sun, the moon, and the stars. God said it was good.

**5**

**Day 5**



God made the birds and all the creatures of the sea. God said it was good.

**6**

**Day 6**



God made all the animals and man. God said it was very good.

**7**

**Day 7**



God rested.

**8**