

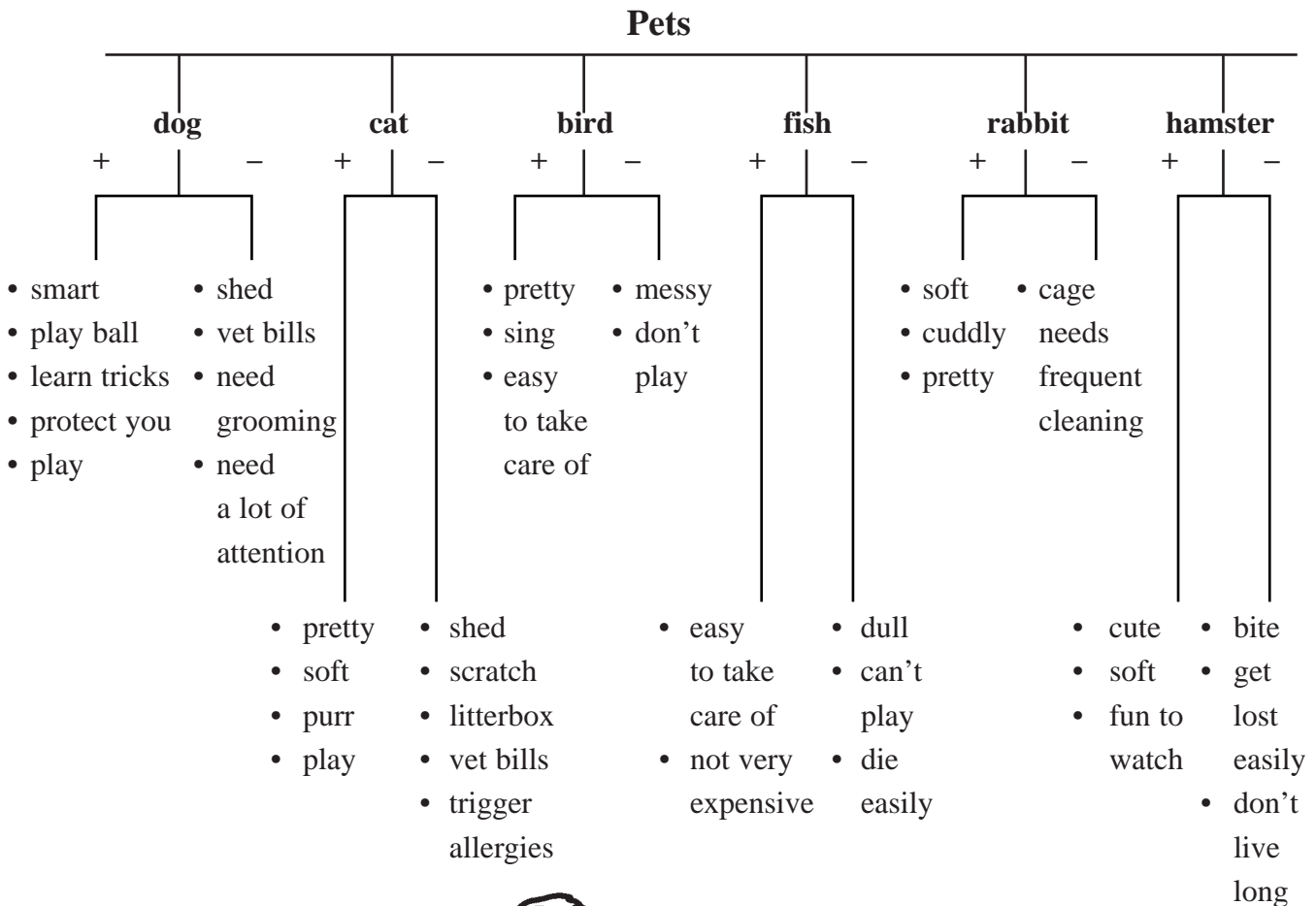
Table of Contents

Introduction	3
McREL Standards Correlation	5
Content Area Correlation Chart	10
Section 1: Preparing Students for Nonfiction	13
Fiction and Nonfiction—Background Knowledge—Schema Activation—Concept Attainment—New Vocabulary—Concept Building—Guided Discovery—Free Association—Sensory Vocabulary—Facial Expressions—Categorizing—Quick Draws—Pictures—Hierarchy Array—Knowledge Rating—Anticipation Guide—Thinking Guide—Concept Organization	
Section 2: Listening to Nonfiction	29
Listening Center—Reading Aloud—Visualizing—Word Pictures—Listening to Stories—Reaction Guide—Readers’ Theater—Listening/Thinking—Voice—Points of View—Identifying Facts—Listen-Read-Discuss—Possible Sentences—Cooperative Listening—Listening for Context—Balancing Bar—Umbrella—Film Discussion—Listening Guide—Listening/Viewing Guide	
Section 3: Discussing Nonfiction	44
Class Observer—List-Group-Label—Semantic Matrix—Venn Diagram—Discussing Emotions—Taking a Stand—Questioning the Author—Discussion Prompts—Question Exchange—Why? Pie—Brainstorming Carousel—Readers’ Guild—Roundtable Discussions	
Section 4: Emerging Reading and Writing Skills	57
Word Walls—Word Choices—Decoding—Phonemic Awareness—Unlock the Meaning—Word Parts—Stages of Spelling and Writing—Sentence Frames—Game—Stages in Report Writing	
Section 5: Reading Nonfiction	63
DRTA—Strategic Questioning—Asking Questions—Headings—ReQuest—Folded Paper—Question-Answer Relationships—Envisioning Text—GIST—Identifying the Main Idea—Main Street Organizer—Horse Organizer—Inferential Skills—Text Structure—Signal Words—Cause and Effect—Teaching Sequence—Stairstep Sequencer—Teaching Comparison—Comparison Chart—The Handy 5Ws—Essential Questions—Self-Monitored Reading—Bookmark	
Section 6: Writing Nonfiction	90
Learning Logs—Active Verbs—Reluctant Writers—Pattern Writing—Personal Events—Past Events—Experience Writing—Nonfiction Books—Family Members—Posters—Triangle Poetry—Five-Sentence Paragraph—Paragraph Frame—Polar Opposites—RAFT—Learning to Summarize—Television-Show Summary—3-2-1 Summary—Monthly Recap—Cause-Effect Relationships—Magnet Summaries—Autobiography—Biography—Biopoems—Summary Frame—Self-Editing—Editing Conferences—Peer Editing—Praise-Question-Polish	
Section 7: Researching Nonfiction	120
Inquiry-Based Research—Selection of Topic—Helping Students—The Research Process—Schedule—Conducting Research—Writing Process—Presentation—Surveys—Community of Learners—Library—Knowing Where to Find Answers—Computer—Organizing Materials—Recording Information—K-W-L Chart—Sum-It-Up Chart—Query Chart—Web Notes—Pattern Report—Written Reports—Guided Imagery—Jackdaws—Citing Resources	
Section 8: Remembering Nonfiction	139
Songs and Rhymes—Acronyms—Five Fingers—Text-Response Centers—Mind Maps—Cycle Organizer—Step-by-Step Organizer—Home-School Folder—Bare Bones—Informal Notes Outline—Alphabet Book	
Section 9: Assessing Nonfiction Comprehension	156
Portfolios—Performances—Scoring Guides—Checklists—Self-Assessment—Retellings—Alleviating Anxiety—Assessing Instruction—Elements of a Set—Maze—Equation—Herringbone—Acrostic Grid—Before and After Drawings—Scoring Guides—Skills Checklists	
Resources	175

Strategies: Concept Organization

⌘ Concept Organization Chart

Concept organization charts ensure all students have a frame of reference. Suppose you are going to read about being a veterinarian. Select a broad category—in this instance, pets. Create a simple graphic like the one shown below by having the class decide on six typical pets and listing them on the board. Guide the students to come up with the pros and cons of owning that kind of pet and list them beneath. This activates the students’ schema about the pets they own while providing valuable information to the students who have never owned that kind of pet.



Introduction to Section 4: Emerging Reading and Writing Skills


The ability to read well and write well is intertwined. Everything that your students read enhances the development of their writing skills, and everything that your students compose improves their reading skills. Just keep in mind the process of vocabulary acquisition:

- Stage 1:** The student hears a new word spoken in context:
The *enormous* fire destroyed six buildings.
- Stage 2:** The student reads the same word in print:
The ship was lost during an *enormous* storm.
- State 3:** The student uses the word in an appropriate context when speaking:
The Toronto Zoo is *enormous*.
- Stage 4:** The student uses the word in his or her own written composition:
Most dinosaurs were *enormous*.

Strategies: Word Walls

✂ Word Walls

Students learn about print by seeing print—the more, the better. Therefore, use black marker on fluorescent note cards to label objects around the room. Then every time that a student looks at an object (such as a bookshelf), the first thing that catches his or her eye is the object's name. Post content area vocabulary, high-frequency words, and spelling demons on a classroom wall. Encourage the students to consistently use the wall as a resource whenever they are reading or writing.




the

is of

not

when it



community

workers school

library

stores bank