

# Table of Contents

Foreword .....	4	<b>Radio</b> .....	45
How to Use This Book.....	5	Radio Ad Techniques .....	46
Standards.....	6	Historic Radio Ads.....	47
What Is Media Literacy?.....	8	Contemporary Radio Ads.....	48
Forms of Media.....	9	Your Radio Commercial .....	49
How Much Media?.....	10	The First Radio Shows.....	50
How Media Affects You .....	11	War of the Worlds .....	52
Deconstructing Media.....	12	Children’s Radio Shows.....	53
Persuasive Techniques .....	13	Create Your Radio Show .....	54
Persuasion in Action .....	14	<b>Television</b> .....	55
<b>Propaganda</b> .....	15	Television Commercials.....	56
Creating Propaganda.....	17	Classic TV Commercials .....	57
Stereotypes.....	18	Today’s TV Commercials .....	58
Healthy Media?.....	20	Compare and Contrast.....	59
Hidden Messages .....	23	Create Your Commercial.....	60
<b>First Media</b> .....	24	Your Television Journal.....	61
Understanding Petroglyphs.....	25	News on Television .....	62
Make Your Own Petroglyph.....	26	Healthy TV News?.....	63
<b>Print Advertisements</b> .....	27	The Role of Sponsors.....	64
Early Print Ads.....	29	Messages in Television .....	65
Contemporary Print Ads .....	33	Turning Off Your TV.....	66
Compare and Contrast.....	34	Alternatives to Television.....	67
Create Your Own Print Ad .....	36	TV–Turnoff Week Journal .....	68
<b>Billboards</b> .....	37	<b>Music</b> .....	69
Early Billboards .....	38	Controversy in Music.....	70
Today’s Billboards .....	40	Analyze a Song .....	71
Compare and Contrast.....	42	Music Videos.....	72
Create a Billboard .....	44	Make a Music Video .....	74

# Table of Contents *(cont.)*

<b>Videogames</b> .....	75	<b>Newspapers</b> .....	104
Videogame Ads.....	76	Front Pages of the Past.....	105
Violence in Videogames.....	78	Front Pages of Today.....	107
Physical Effects.....	79	Your Local Paper.....	108
Your Favorite Videogame.....	80	The Op/Ed Section.....	109
Videogame Debate.....	81	A Letter to the Editor.....	110
<b>Packaging</b> .....	82	Spinning a Story.....	112
Packages of the Past.....	83	<b>Art</b> .....	114
Packages of Today.....	84	Painting.....	115
Color, Shape, and Text.....	85	Sculpture.....	117
Compare and Contrast.....	86	Photography.....	119
Design Your Own Package.....	88	Comic Books.....	120
<b>Product Placement</b> .....	89	Graffiti Versus Murals.....	122
Product Placement Methods.....	90	Create a Mural.....	123
Products in Books.....	91	<b>Websites</b> .....	124
Products in Videogames.....	92	Popular Home Pages.....	125
Products on Television.....	93	Websites for Young People.....	126
Taste-Test.....	94	Author Websites.....	127
Products in Movies.....	95	Podcasts.....	128
<b>Magazines</b> .....	96	Build a Website.....	129
Tricks in Photography.....	97	<b>Final Project</b> .....	130
Magazines for Children.....	99	<b>Certificate</b> .....	131
Messages in Magazines.....	100	<b>Answer Key</b> .....	132
Your Favorite Magazine.....	102		
Design a Magazine.....	103		

# Controversy in Music

Music as a form of media has always created controversy. Here are a few examples:

- In 1790, W.A. Mozart's opera, *Così fan tutte*, failed to impress the audience in Vienna. The audience was outraged at his portrayal of wild women.
- In the 1800s, African slaves forced to work in the fields developed a style of singing called the blues. Slave owners looked down on this type of music for good reason; often, slaves sang in codes to plan their escapes.
- In the early 1900s, people said that Ragtime music turned young people bad. The syncopated beat was blamed for listeners' drinking, dancing, and wild parties.
- In the early 21st century, people once again blamed poor behavior in young people on a form of music. This time, they condemned rap music.

One of the major controversies in the technological age has to do with file sharing. This means that a listener can buy a piece of music, put it on his or her computer, and then other people can hear this music and record it for free.

**Directions:** To understand the controversy about file sharing, answer the questions below.

1. How would you as a listener benefit from file sharing? How might you be harmed?

---

---

2. How would you as a musician benefit from people file sharing your music? How might you be harmed?

---

---

3. Now, think about a recent controversy you have heard of as it relates to music. Using your own knowledge, or newspapers and magazines, as well as the Internet, describe a recent music controversy in the space below.



The writing area is framed by a decorative border of musical notes and staves. The top and bottom borders consist of a single staff with various musical notes (quarter, eighth, and sixteenth notes) and rests. The left and right borders consist of a vertical staff with various musical notes and rests. The central area contains four horizontal lines for writing.

# Compare and Contrast

Earlier in this unit, you looked at packages from the past and present. Now, study them with a critical eye to see how they have changed over the centuries.

**Directions:** Examine each package shown on page 87. Deconstruct these by answering the questions, and then complete the essay assignment.

## Label One

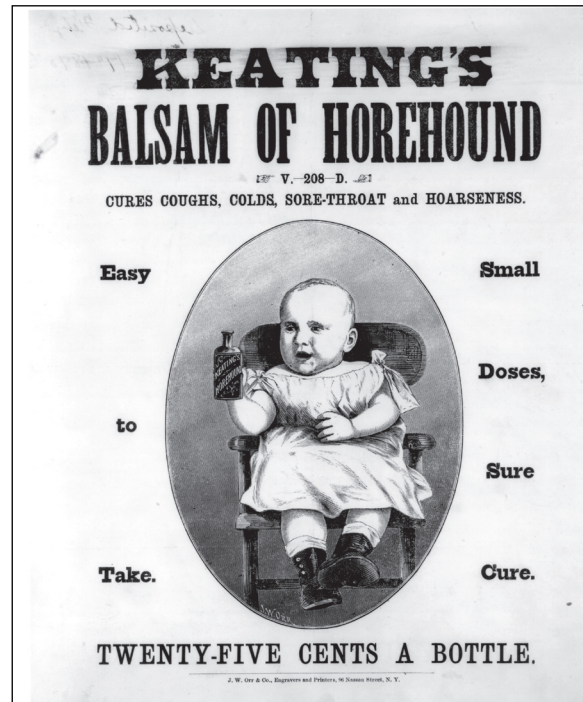
1. What is this product? What is the brand name?  
\_\_\_\_\_
2. What stands out about the text on this package label?  
\_\_\_\_\_
3. What stands out about the image on this package label?  
\_\_\_\_\_
4. What does this package label promise buyers?  
\_\_\_\_\_
5. What slogan does this package use?  
\_\_\_\_\_

## Label Two

6. What is this product? What is the brand name?  
\_\_\_\_\_
7. What stands out about the text on this package label?  
\_\_\_\_\_
8. What stands out about the image on this package label?  
\_\_\_\_\_
9. What does this package label promise buyers?  
\_\_\_\_\_
10. What slogan does this package use?  
\_\_\_\_\_
11. In this unit, you have observed how packaging has changed over the centuries. You have also seen that some aspects of packaging remain the same. On a separate sheet of paper, write a short essay to compare and contrast packages from the past and present. Pay attention to text, images, slogans, promises, and brand names as you write your essay.

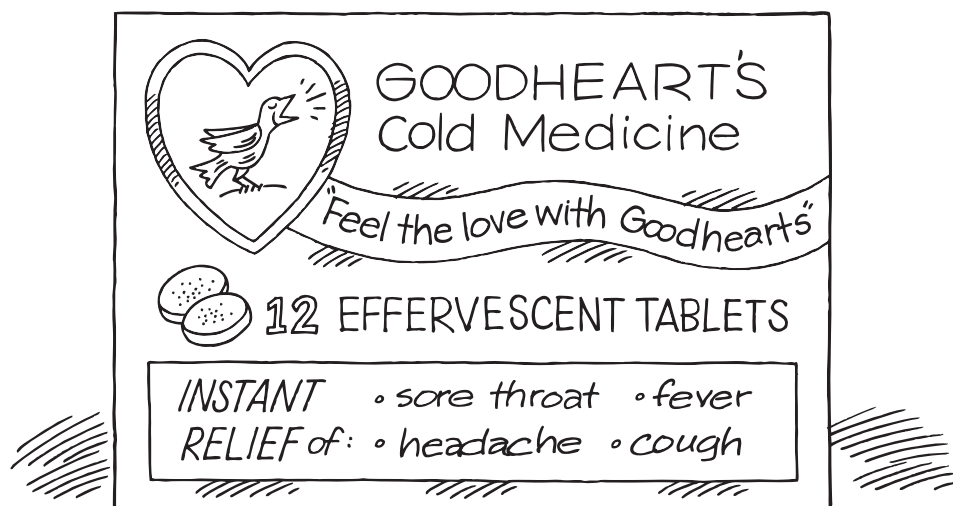
# Compare and Contrast *(cont.)*

## Label One



*Image courtesy of the Library of Congress, Prints and Photographs Division (LC-USZ62-51231)*

## Label Two




# Art

Leonardo da Vinci's "Mona Lisa." Andy Warhol's "Campbell's Soup Can." Maya Lin's Vietnam Veteran's Memorial. What do these three objects have in common? Each is a work of art. Each is also a form of media.

Prehistoric art in the form of petroglyphs can be viewed as media. Like petroglyphs, you can deconstruct paintings, sculptures, and photographs, as well.

As an example, consider photographer Dorothea Lange's 1937 photograph of an eighteen-year old migrant mother during the Great Depression. The Farm Security Administration paid for Lange to take photographs of people affected by the Depression.



*Image courtesy of the Library of Congress, Prints and Photographs Division (LC-USF34-016285-E)*

**Directions:** Study the image above and answer these questions.

1. Who was affected by the Great Depression, and how?	
2. Who paid for this media?	
3. To what gender, age group, and economic group does this piece of art appeal?	
4. What lifestyle is presented? How is it glamorized?	
5. What obvious messages exist in this piece of art?	
6. What hidden messages exist in this piece of art?	