

Skill Centers

SYNONYMS

REM 03A

COVER DESIGN BY: Meg Turecek

A TEACHING RESOURCE FROM



©2007

**Copyright by Remedia Publications, Inc.
All Rights Reserved. Printed in the U.S.A.**

The purchase of this product entitles the individual teacher to reproduce copies for classroom use.
The reproduction of any part for an entire school or school system is strictly prohibited.

To find Remedia products in a store near you, visit:
www.rempub.com/stores

REMEDIA PUBLICATIONS, INC.
15887 N. 76TH STREET • SUITE 120 • SCOTTSDALE, AZ • 85260



This product utilizes innovative strategies and proven methods to improve student learning. The product is based upon reliable research and effective practices that have been replicated in classrooms across the United States. Information regarding the research basis is provided on our website at www.rempub.com/research

Snappy Synonyms Skill Center


Remedia Skill Centers have been designed to give students alternative practice in developing specific skills. This skill center will help students learn to understand and use synonyms.

Contents

1. **Pre/Post Test** for assessing skill levels (page 4).
2. **Class Record** for teacher to track student completion of activities (page 5).
3. **Student Contract** for students to keep track of completed activities (page 6).
4. **Five (5) Hands-On Folder Activities** ready to assemble. Each includes:
 - a. **Cover Art** to be colored, cut out and glued on front of folder.
 - b. **Manipulative Shapes** to be colored, cut out, and laminated.
 - c. **Record Sheets:** to be duplicated for students to record the results of each activity as they complete it (pp. 11, 16, 19, 23, 27).
5. **Eight (8) Supplemental Practice Pages** to be used for reinforcement, enrichment and assessment (pages 28-35).
6. **Teacher Provided Materials:**
 - 5 legal size folders
 - 12 spring clothespins
 - 5 resealable sandwich bags
 - Class supply of Popsicle sticks

Using the Snappy Synonyms Skill Center

This skill center will be used most effectively when set up in a quiet corner so students may work independently, following instruction.



1. Prepare the **Activity Folders** (5 legal size folders, teacher provided).
 - a. Place cover art (pps. 7, 12, 17, 20, 24) on front.
 - b. Put two pockets inside folder.
(The bottom part of a manila envelope works well)
2. Duplicate **student contract** (page 6 — one per student).
As students complete each activity, they should color the corresponding space on the contract.
3. Duplicate **record sheet** (pps. 11, 16, 19, 23, 27 — one per student).
As students complete record sheets, they should place the sheets in a designated place for the teacher to review.
4. Prepare the **manipulatives** for each activity.
5. In order for the center to be self-checking, complete a corresponding answer key for each record sheet and make it available as students complete each activity.

Snappy Synonyms Skill Center

Answer Key

Note: In some cases, student answers may vary from those given on answer key. Accept any reasonable answers.

Pre/Post Test: 1) nice 2) little 3) throw 4) noisy 5) finish 6) yell 7) plain 8) large 9) look 10) filthy 11) pull 12) smile 13) close 14) over 15) depart/go 16) scare 17) jump 18) road 19) beneath/below 20) pretty
1) hurry 2) smell 3) same 4) remember 5) buy 6) false 7) whole 8) pain

Record Sheet A: 1) cow fight/cattle battle 2) insect's shorts/ant's pants 3) dog kiss/pooch smooch 4) smashed cap/flat hat
5) fast sweeper/zoom broom 6) rabbit's seat/hare chair 7) happy father/glad dad 8) nice tree/fine pine 9) bird's favorite home/best nest
10) false reptile/fake snake 11) cozy carpet/snug rug 12) ill hen/sick chick

Record Sheet B: 1) say/chat 2) evil/awful 3) glad/cheerful 4) little/tiny 5) build/create 6) stroll/step 7) friendly/nice
8) beautiful/lovely 9) huge/large 10) gaze/stare

Record Sheet C: skinny/thin, house/home, pal/friend, slice/cut, still/quiet, curve/turn, damp/wet, keep/save, like/enjoy,
part/some, shiny/bright, munch/chew

Record Sheet D: 1) chicken/hen 2) leap/jump 3) mad/angry 4) crawl/creep 5) pull/tug 6) guest/visitor 7) nap/sleep
8) leave/go 9) keep/save 10) soil/earth 11) shatter/break 12) buddy/pal

Record Sheet E: Possible answers: hurry/rush, noisy/loud, neat/tidy, close/shut or close/near, rug/carpet, same/identical, quick/fast
sad/unhappy, junk/trash, high/tall, father/dad, sick/ill, huge/large, sob/cry, automobile/car, raise/lift, spin/twirl, burst/explode,
nice/kind, toss/throw, dash/rush, bumpy/rocky, child/tot, jet/plane

PAGE 28: okay/yes, all/whole, real/true, hurt/harm, evil/wicked, throw/toss, cheery/merry, rule/law

PAGE 29: grin/smile, blossom/flower, champ/winner, blaze/fire, auto/car, bed/cot, crook/thief, path/lane, rug/carpet, tune/song,
shop/store, pail/bucket

PAGE 30: RED: smooth/flat, over/above, jump/leap, halt/stop, under/below, knock/tap, scare/frighten, small/little
PURPLE: plain/fancy, creep/dash, leave/enter, sick/well

PAGE 31: mighty/strong, cheerful/happy, quick/fast, snooze/sleep, twirl/spin, enjoy/like, finish/end, friend/pal, shove/push,
breeze/wind, amaze/surprise, remain/stay

E N D H S T A Y
F A S T S
P P A L L W
S U R P R I S E I
P S Y K E N
I H E P D
N S T R O N G

PAGE 32: CIRCLE and COLOR: 1-4-5-7-8-9-10

PAGE 33: 1) small, youngster/kid, hurried, house 2) bright/glittery, shone/sparkled, black 3) huge, stared/gazed, sad 4)
hard/difficult, enjoy, loud 5) rich, lady, tiny, kitten
6) yell, scare, hare/bunny

PAGE 34: 1) airplane 2) steps 3) loud 4) home 5) begins 6) funny 7) street 8) huge 9) turn/curve 10) shut

PAGE 35: clean/neat, hurry/rush, shout/yell, afraid/scared, nice/kind, sob/cry, enjoy/like, hope/wish/expect/want, pitch/throw,
gloomy/sad, large/huge/big

Name _____

**Snappy Synonyms
Pre/Post Test**

Write a synonym for each word.

- | | |
|-----------------|--------------------|
| 1. kind _____ | 11. tug _____ |
| 2. small _____ | 12. grin _____ |
| 3. toss _____ | 13. shut _____ |
| 4. loud _____ | 14. above _____ |
| 5. end _____ | 15. leave _____ |
| 6. shout _____ | 16. frighten _____ |
| 7. simple _____ | 17. leap _____ |
| 8. big _____ | 18. street _____ |
| 9. gaze _____ | 19. under _____ |
| 10. dirty _____ | 20. lovely _____ |

Complete each sentence with a word that means the same as the word in parentheses.

1. He must (rush) _____ to catch the bus.
2. I don't care for the (odor) _____ of that perfume.
3. Nan and Mary bought the (identical) _____ dress for the dance.
4. Jeff could not (recall) _____ his friend's phone number.
5. I would like to (purchase) _____ four candy bars.
6. The answer to the question is (untrue) _____.
7. Buster ate the (entire) _____ cherry pie!
8. Buster has a bad (ache) _____ in his stomach.


Snappy Synonyms Class Record

[illegible]

Snappy Synonyms Student Contract


Name _____ Date started: _____

Date finished: _____



Teacher Directions

1. Prepare file folder as shown.
2. Cut out caterpillar cards.
3. Cut out flags.
Store in plastic bag.



Student directions - attach to inside of Caterpillar folder A

Directions

1. Lay caterpillar cards on flat surface.
2. Read the words on the caterpillars.
3. Find a silly synonym flag to go with each caterpillar.
4. Slide the flag into the slots on the caterpillar card.
5. When all are done, do the record sheet.
Return all pieces to the folder.

