

# First Steps in Writing

## HOW DO I WRITE A STORY?

REM 5011D

ILLUSTRATOR: Danny Beck  
COVER DESIGNER: Meg Turecek

### A TEACHING RESOURCE FROM



©2011, 1996

Copyright by Remedia Publications, Inc.  
All Rights Reserved. Printed in the U.S.A.

The purchase of this product entitles the individual teacher to reproduce copies for classroom use.  
The reproduction of any part for an entire school or school system is strictly prohibited.

To find Remedia products in a store near you, visit:

**[www.rempub.com/stores](http://www.rempub.com/stores)**

REMEDIA PUBLICATIONS, INC.  
15887 N. 76<sup>TH</sup> STREET • SUITE 120 • SCOTTSDALE, AZ • 85260



This product utilizes innovative strategies and proven methods to improve student learning. The product is based upon reliable research and effective practices that have been replicated in classrooms across the United States. Information regarding the research basis is provided on our website at [www.rempub.com/research](http://www.rempub.com/research)

# INTRODUCTION

---

These easy-to-use lessons will encourage young learners to become storywriters. Creative "story-starters", relevant vocabulary words, and picture clues guide them through the writing process


The essential practice these activities offer will help build a foundation for writing success. The post-test on page 21 can be used as an assessment tool.

To reinforce a sense of accomplishment when all of the activities have been completed, we have included a certificate of achievement at the end of the book. The certificate can be filled out and signed by the parent or teacher and colored in by the student.

Name \_\_\_\_\_

## A Pretty Flower

Write three sentences telling about Jan's flower.



Jan grew a flower.



First

plant	sprout	bloom
water	bud	flower
	seed	

Name \_\_\_\_\_

## Writing a Letter

Write three sentences telling what you do when you write a letter.



I can write a letter.

First \_\_\_\_\_

\_\_\_\_\_

\_\_\_\_\_

\_\_\_\_\_

\_\_\_\_\_

\_\_\_\_\_

\_\_\_\_\_

\_\_\_\_\_

\_\_\_\_\_

\_\_\_\_\_

\_\_\_\_\_

mailbox  
envelope

paper  
stamp

write  
pencil

Name \_\_\_\_\_

## Making A Snowman

ball	head	carrot	rocks
roll	eyes	hat	sticks
stack	arms	nose	scarf



One day I made a snowman.

First