

First Steps in Writing

WHAT IS A SENTENCE?

REM 5011A

COVER DESIGNED BY: Meg Turecek

A TEACHING RESOURCE FROM



©2011, 2005, 1989

Copyright by Remedia Publications, Inc.
All Rights Reserved. Printed in the U.S.A.

The purchase of this product entitles the individual teacher to reproduce copies for classroom use.
The reproduction of any part for an entire school or school system is strictly prohibited.

To find Remedia products in a store near you, visit:

www.rempub.com/stores

REMEDIA PUBLICATIONS, INC.

15887 N. 76TH STREET • SUITE 120 • SCOTTSDALE, AZ • 85260



This product utilizes innovative strategies and proven methods to improve student learning. The product is based upon reliable research and effective practices that have been replicated in classrooms across the United States. Information regarding the research basis is provided on our website at www.rempub.com/research

INTRODUCTION

Students get an introduction to writing skills with these step-by-step activities designed to show how sentences are created. Starting with the concept of what a sentence is, the lessons progress into sequencing a group of words into a complete sentence.

Engaging illustrations provide visual clues to inspire beginning writers to write original sentences describing them. The essential practice these lessons offer will help build a foundation for writing success. The post-test on page 21 can be used as an assessment tool.

To reinforce a sense of accomplishment when all of the activities have been completed, we have included a certificate of achievement at the end of the book. The certificate can be filled out and signed by the parent or teacher and colored in by the student.

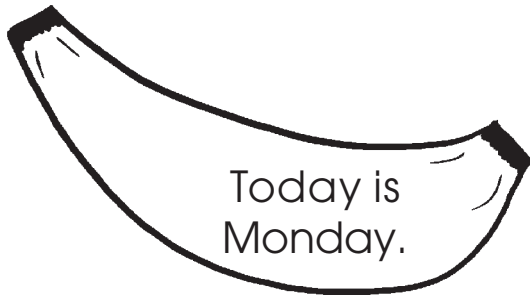
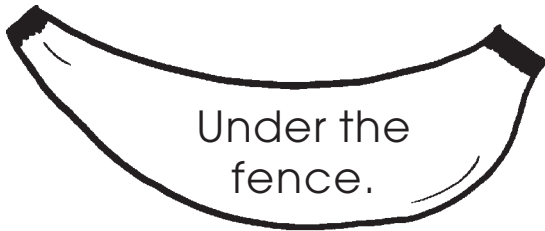
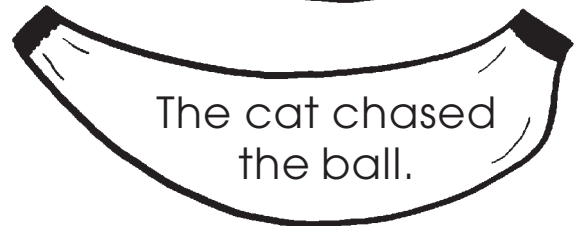
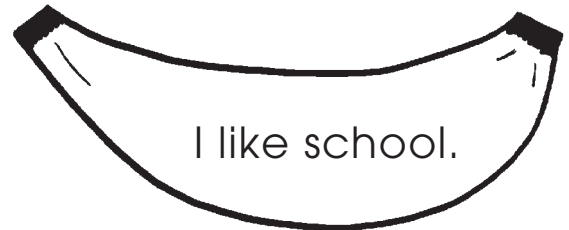

Name _____

What is a sentence?

A sentence is a group of words that makes sense.

Read each group of words. Color the bananas:

Yellow - sentence
Green - not a sentence




Finish the sentence.

Monkeys like


Name _____

A Sentence Makes Sense


Read each group of words. Color  if it is a sentence.

Color  if it is not a sentence.


1. I like school.




2. Ride the bus.




3. Games at recess.



4. I do my work.



5. The bell rings.



Write your own sentence about school.


Name _____

A Sentence Makes Sense



Read each group of words. Color  if it is a sentence.

Color  if it is not a sentence.


1. We went to the zoo.




2. We saw elephants and.




3. The monkeys were funny.



4. The tigers and lions.



5. I ate two hot dogs.






Write your own sentence about the zoo.

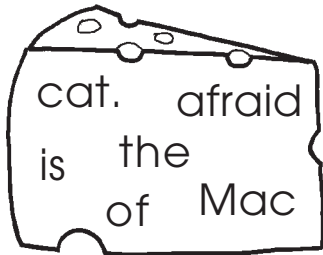
Name _____

A Sentence Tells A Complete Idea


Read the words on the cheese. Write the words in the correct order to make a sentence.







Write a sentence about a cat.



Name _____

A Sentence Tells A Complete Idea

My dad carved a pumpkin.



Choose the ending that makes sense. Write the whole sentence.



Mrs. Drake

baked a cake.

birthday party.



Ike

three big scoops.

likes ice cream.



Fred

likes his sled.

in the snow.

Name _____

A Sentence Has Two Parts

Use the pictures to help you match the parts.




Bess sips a soda.

Susie waits for the bus.

Sid jumps rope.

Justin eats squid.



Write the sentences.

1.

2.

3.

4.