

# Homographs & Heteronyms

REM 903

A TEACHING RESOURCE FROM...



©2003  
Copyright by Remedia Publications, Inc.  
All Rights Reserved. Printed in the U.S.A.

The purchase of this unit entitles the individual teacher to reproduce copies for classroom use. The reproduction of any part for an entire school or school system is strictly prohibited.

To find Remedia products in a store near you, visit:  
<http://www.rempub.com/stores>

REMEDIA PUBLICATIONS, INC.  
15887 N. 76<sup>TH</sup> STREET • SUITE 120 • SCOTTSDALE, AZ • 85260



# INTRODUCTION

The purpose of this book is to provide students with practice in recognizing and using homographs and heteronyms in written and oral language. The wide variety of activities will stimulate awareness of the multiple meanings a single word can have and how pronunciation changes the meaning of like words.

Each section begins with lessons showing many examples of homographs or heteronyms that students identify and match with proper definitions or pronunciations. The exercises increase in difficulty as students become familiar with multiple meanings.

A separate list of homographs not used in the lessons is included which can be used for teacher-designed activities. A complete answer key is provided.

This book was designed for use in grades 4-6.

# CONTENTS

Locating Homographs in Sentences .....	1
Matching Homographs with Meanings .....	2
Writing Meanings for Homographs .....	3
Matching Meanings with Homographs .....	4
Selecting and Writing Correct Meanings .....	5
Writing Original Sentences .....	6
Completing Sentences Through Context Clues .....	7
Matching Meanings with Homographs .....	8
Writing the Correct Homograph Meanings .....	9
Selecting and Writing Correct Meanings .....	10
Writing Two Sentences for Each Homograph .....	11
Completing Sentences Through Context Clues .....	12
Writing Meanings for Homographs in Sentences .....	13
Writing Two Sentences for Each Homograph .....	14
Writing Meanings for Homographs in Sentences .....	15
Completing Sentences with the Heteronym <i>read</i> .....	16
Completing Sentences with the Heteronyms <i>bow</i> and <i>tear</i> .....	17
Completing Sentences with The Heteronyms <i>close</i> , <i>dove</i> , and <i>lead</i> ...	18
Choosing the Correct Heteronym to Complete Sentences .....	19
Completing Sentences with <i>present</i> , <i>content</i> , and <i>project</i> .....	20
Completing Sentences with <i>object</i> , <i>produce</i> , and <i>desert</i> .....	21
Completing Sentences with <i>record</i> , <i>row</i> , and <i>wind</i> .....	22
Completing Sentences with <i>invalid</i> , <i>minute</i> , and <i>wound</i> .....	23
Completing Sentences Through Context Clues .....	24
Heteronym Crossword Puzzle .....	25

**WHAT ARE HOMOGRAPHS?**

Homographs are words that are **spelled the same** and **sound the same**.

What's the catch? They **don't mean the same thing!**

**Example:**

- A) The **ice** melted.  
(**Ice** means frozen water.)
- B) Mom will **ice** the cake.  
(**Ice** means to put frosting on.)

**They:**

**Look the same.  
Sound the same.  
Mean different things.**

**Find and circle the homographs in the sentences below.**

1. A) Dad will back the car out of the driveway.  
B) My back hurts.

**Which means part of your body?**

**A      B**

2. A) You should not point at people.  
B) The point of the pin stuck me.

**Which means a sharp end?**

**A      B**



3. A) The letter came in the mail today.  
B) He can write every letter of the alphabet.

**Which means words written on paper?**

**A      B**

4. A) He is a left-handed batter.  
B) He left the house at 4:00.

**Which means the opposite of right?**

**A      B**

5. A) What kind of dog do you have?  
B) The lady was always very kind to us.

**Which means very nice?**

**A      B**

6. A) The wind began to blow very hard.  
B) He felt a sharp blow to his head.

**Which means to move air?**

**A      B**

Name \_\_\_\_\_

## HOMOGRAPHS

Read each homograph. Find two meanings in the box that fit the homograph. Write the meanings on the lines.

make different  
a way of moving  
weapons  
a loud noise

parts of your body  
a short letter  
a fizzy drink  
a season

drop down  
money  
a musical tone  
to pass over



1. ARMS

1. \_\_\_\_\_  
2. \_\_\_\_\_

2. FALL

1. \_\_\_\_\_  
2. \_\_\_\_\_

3. CHANGE

1. \_\_\_\_\_  
2. \_\_\_\_\_

4. NOTE

1. \_\_\_\_\_  
2. \_\_\_\_\_

5. SKIP

1. \_\_\_\_\_  
2. \_\_\_\_\_

6. POP

1. \_\_\_\_\_  
2. \_\_\_\_\_

On the back of this paper, write two sentences using homograph #5 above.

**Read the meanings for each homograph. Then read the sentence. Underline the homograph. Write the meaning on the line.**

**TRIP:** 1) to fall over something  
2) a journey

1. You might trip if you run too fast.

\_\_\_\_\_

2. Did you enjoy your trip?

\_\_\_\_\_

**DART:** 1) a sharp, pointed object used in games  
2) move very fast

1. We saw him dart around the corner.

\_\_\_\_\_

2. His dart landed in the bulls-eye.

\_\_\_\_\_

**FACE:** 1) the front of your head  
2) to turn toward something

1. After telling the lie, he couldn't face his friend.

\_\_\_\_\_

2. My face got very sunburned.

\_\_\_\_\_


**HIDE:** 1) an animal's skin  
2) to put out of sight

1. We will hide the Easter eggs.

\_\_\_\_\_

2. The hide of the deer was dry.

\_\_\_\_\_



Name \_\_\_\_\_

## HOMOGRAPHS

Read the homograph. Find the two meanings in the box that fit the homograph. Write the meanings on the lines.

a deep hole

strength

a brightness

pretend

a spread for bread

maybe

press

a large seed

a metal

polish

part of a play

to crowd into

1. JAM

1. \_\_\_\_\_

2. \_\_\_\_\_

2. MIGHT

1. \_\_\_\_\_

2. \_\_\_\_\_

3. IRON

1. \_\_\_\_\_

2. \_\_\_\_\_

4. SHINE

1. \_\_\_\_\_

2. \_\_\_\_\_

5. PIT


1. \_\_\_\_\_

2. \_\_\_\_\_

6. ACT

1. \_\_\_\_\_

2. \_\_\_\_\_




On the back of this paper, write two sentences using homograph #3 above.

Read the sentence.

Circle the meaning of the homograph.

Write the meaning on the line.



1. My teacher's name is **Miss** Spencer.

a) opposite of hit                      b) part of a name

\_\_\_\_\_

2. We took the **joker** out before we played the game.

a) a playing card                      b) one who plays tricks

\_\_\_\_\_

3. The **fine** for speeding is \$50.

a) good                                      b) money paid for doing something wrong

\_\_\_\_\_

4. I hope you **can** come to my party.

a) a container                              b) are able to

\_\_\_\_\_

5. He learned how to **box** in college.

a) exchange blows                      b) a container

\_\_\_\_\_

Now use each homograph above in a sentence of your own. Use the meaning NOT used in the sentences above.

1. \_\_\_\_\_
2. \_\_\_\_\_
3. \_\_\_\_\_
4. \_\_\_\_\_
5. \_\_\_\_\_

**Use it another way!**

**Each sentence below contains a homograph. Think of another meaning for the word.  
Write a sentence using it another way.**

**SEAL**

1. You must lick the envelope to seal it.

2. \_\_\_\_\_

**MINE**

1. They dug silver out of the mine.

2. \_\_\_\_\_

**LIGHT**

1. Please turn off the light.

2. \_\_\_\_\_

**LINE**

1. He always wants to be line leader.

2. \_\_\_\_\_

**PERCH**

1. A perch is a kind of a fish.

2. \_\_\_\_\_

**DEAL**

1. The sale involved a great deal of money.

2. \_\_\_\_\_

