
INTRODUCTION

MONEY features primary tasks designed to provide practice and repetition for young learners. The activities include identifying coins, learning the value of coins, counting coins, matching coins to prices, different ways of showing an amount, and simple addition of money. The book begins with a simple introduction to coins, and then graduates to practical application activities and beginning word problems.

The exercises are suitable for students in grades 1-2 who would benefit from additional practice or enrichment.

CONTENTS

Name The Coins	1-2
Heads & Tails.....	3
Pennies & Nickels.....	4
Tell How Much.....	5
Counting By Fives.....	6
Going Shopping	7
Pennies & Dimes	8
Counting By Tens.....	9
Tell How Much.....	10
Going Shopping	11
Count The Change.....	12
Spending Money	13
Coin Values	14
Counting Coins.....	15
Same Value.....	16
Half-Dollars.....	17
Adding With Coins	18
Spending Money	19
Making Connections.....	20
Color The Coins.....	21
Beginning Word Problems.....	22
One Dollar	23
Color The Coins.....	24
Tell How Much.....	25
Going Shopping	26
Counting Money.....	27
Greater Than/Less Than.....	28
Largest Value	29
Add 'Em Up!	30-31
Write It Right.....	32
Write It Two Ways.....	33
Write It Three Ways	34-35
It's In The Bag!	36
Spending Money	37
Beginning Word Problems.....	38
Color The Coins.....	39
Going Shopping	40-41
Counting Money.....	42
Spending Money	43
Coin Values	44
Largest Value	45
Vending Madness	46
Piggy Bank	47
Post-Test	48
Answer Key	47-48

Name _____

Write It Three Ways

Count the money. Write the total amounts three different ways.

1.



2.



3.



4.



5.



6.



Name _____

It's In The Bag!

Look at the money on each bag. Circle the values that are the same.

1.



2.



3.



4.



5.



6.



7.



8.




9.



Name _____

Spending Money

Put an X through the coins that are needed to buy each item.





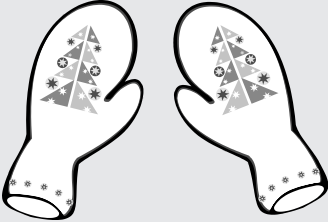





	<p>12¢</p>
--	------------

<p>1.</p>	<p>75¢</p>	<p>5.</p>	<p>99¢</p>
<p>2.</p>	<p>80¢</p>	<p>6.</p>	<p>10¢</p>
<p>3.</p>	<p>40¢</p>	<p>7.</p>	<p>35¢</p>
<p>4.</p>	<p>22¢</p>	<p>8.</p>	<p>17¢</p>

Name _____

Beginning Word Problems

Use the chart to answer the questions.

 Earmuffs 75¢	 Coat 99¢	 Mittens 32¢	 Umbrella 18¢
 Coin Purse 19¢	 Fan 27¢	 Glasses 17¢	 Necktie 97¢

1. What three items cost less than 20¢ a piece?

2. How much more do the earmuffs cost than the mittens?

3. What is the total cost of the coat and necktie?

4. How much more does the fan cost than the umbrella?

5. What two items can you buy with 50¢?

6. Which item costs the most?

7. Which item costs the least?
