

Classification

REM 201B

A TEACHING RESOURCE FROM...



AUTHOR / ILLUSTRATOR
Ellie Weiler


©1983, 1997, 2001

Copyright by Remedia Publications, Inc.
All Rights Reserved. Printed in the U.S.A.

The purchase of this unit entitles the individual teacher to reproduce copies for classroom use. The reproduction of any part for an entire school or school system is strictly prohibited.

To find Remedia products in a store near you, visit:
<http://www.rempub.com/stores>

REMEDIA PUBLICATIONS, INC.
15887 N. 76TH STREET • SUITE 120 • SCOTTSDALE, AZ • 85260



INTRODUCTION

Classifying objects into categories is a great way to help children exercise some very important thinking skills.

This book has been designed to develop analysis, discrimination, comparison, as well as logical thinking. The activities begin at a simple, concrete level. As abilities increase, more abstract and complex activities are introduced.

You will find this book to be an effective teaching tool for many ages and readability levels. Based on Bloom's Taxonomy of thinking skills, it is suitable for grades 3-6. Readability is approximately at the 3rd-4th grade level. (Keep in mind that readability scales, though useful, are guidelines only. They cannot measure every factor affecting readability, such as sentence structure or appeal to the reader. Also, scales can differ from each other in the results they yield).

Although an answer key is provided, it is entirely possible that students may have very valid reasons for choosing a different answer than what is given in the key. Any answer they can explain in a logical manner should be accepted. A pre/post test is included at the back of the book for evaluation of student progress.

All activities are reproducible for use in a variety of teaching, practice, and reinforcement situations. They are appropriate for whole class, small group, or individual use. Oral discussion of the work as it is completed will increase the level of student understanding.

THE CRITICAL THINKING SERIES

FROM REMEDIA PUBLICATIONS


201A	Analogies
201B	Classification
201C	Absurdities
201D	Similarities & Differences
201E	Sequence
202A	Drawing Solutions
202B	Using Logic
202C	Finding Facts
202D	Following Directions
202E	Relying on Reason
203A	Knowledge
203B	Comprehension
203C	Application
203D	Analysis
203E	Synthesis
203F	Evaluation

Classification

Classification means putting objects or persons together into categories because they are alike in some way.





You might think of a category as a club. Members of the club must have certain characteristics to belong to the club. Let's see how it works...

If our category is "WOOD," imagine it as the Wood Club. Think about the characteristic needed to be a member.



Which of these could belong to the Wood Club?


Circle them.



Under the Big Top

How many objects can you think of to classify in the category "CIRCUS"?


List them below.



Full of Hot Air

Think of as many objects as you can that could be classified as "THINGS FILLED WITH AIR."



List them below.






Something's Wrong!

In each box, one object doesn't fit the category.
Cross out the one that should not be there.


Category: FARM ANIMALS




Category: THINGS THAT FLOAT



Category: SOFT THINGS




Category: FRUITS



Which One Doesn't Belong?



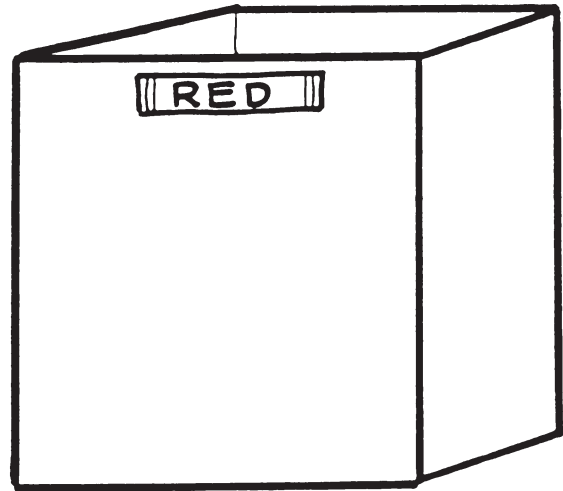

Read each row of words carefully. Cross out the one that doesn't fit in a category with the others. On the line, tell why it doesn't fit.

- | | | | | | |
|-----|--------|---------|----------|----------|-------|
| 1. | milk | snow | rain | paste | _____ |
| 2. | kick | grab | hop | jump | _____ |
| 3. | Sunday | Friday | Tuesday | March | _____ |
| 4. | pizza | cookie | cake | pie | _____ |
| 5. | horse | bus | slide | bicycle | _____ |
| 6. | box | plate | sack | barrel | _____ |
| 7. | lizard | ant | bee | cricket | _____ |
| 8. | run | swim | fly | sit | _____ |
| 9. | black | light | green | blue | _____ |
| 10. | raft | canoe | wagon | sailboat | _____ |
| 11. | scream | yell | shout | whisper | _____ |
| 12. | boot | slipper | sandal | shoe | _____ |
| 13. | rose | daisy | tomato | pansy | _____ |
| 14. | bear | wolf | elephant | ostrich | _____ |



Box It!

You might think of a category as a box with a label on it.
The label tells you the characteristic making the things in the box alike.



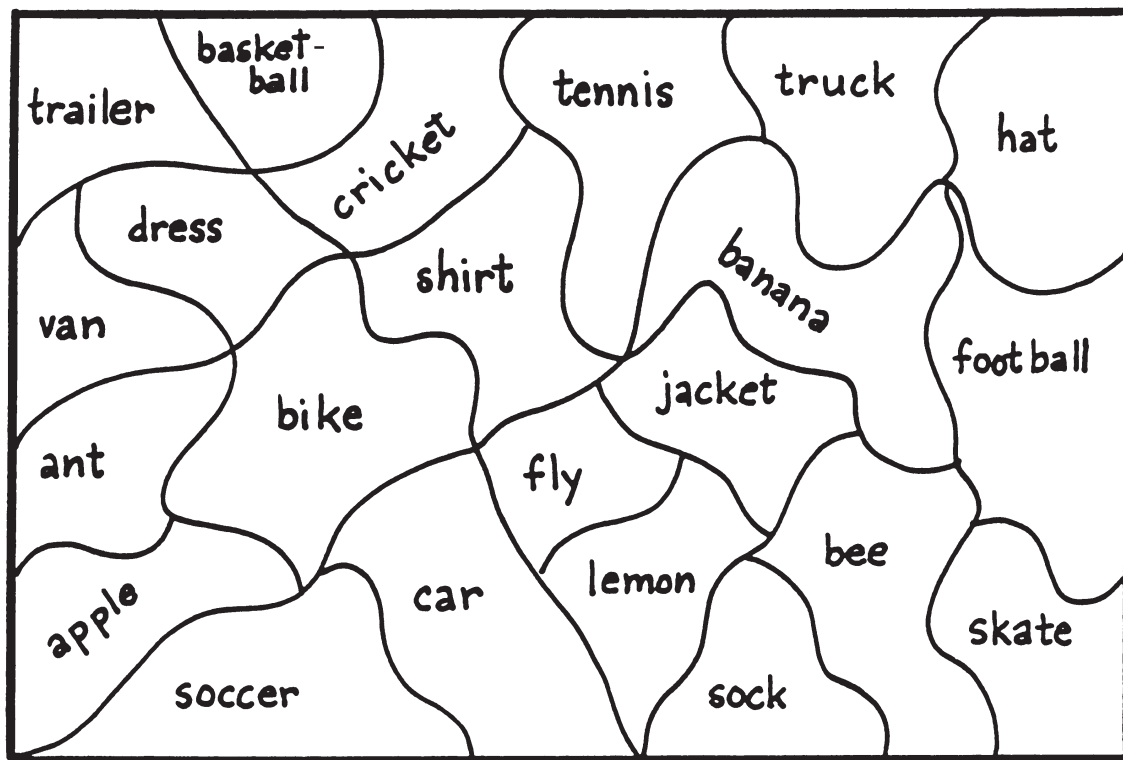
Where would these go? Write the words in the boxes.

ball	pizza	sock	lion	balloon
cow	skate	banana	rose	mouse
apple	deer	tomato	dish	cookie
boot	peas	ski	hat	strawberry

Could some things fit in more than one category? _____

Were there any things that didn't fit in any category? _____

Colorful Categories



You'll need crayons or markers for this classifications activity. Read the directions carefully! Look at the words in each space.

If it would fit in the category "INSECT", color the space green.

If it would fit in "THINGS WITH WHEELS", color the space orange.

If it would fit in a "SPORTS" category, color the space blue.

If it would fit in the category "CLOTHES", color the space yellow.

How many clothing items are there? _____


How many sports words are there? _____

Are any of the spaces still uncolored? _____

In what category might they fit? _____

Does your room fit in a category with this one?

Let's help make it easier to clean up by putting things into categories.



If an object fits into this category:

Color it:

Clothing

red

Take back to the kitchen

blue

Sports stuff

yellow

Put away in the desk

green