

# Beginning Dictionary Skills

## GRADES 1-3

REM 164

COVER DESIGNER: Don Merrifield

A TEACHING RESOURCE FROM



©2011, 1990

Copyright by Remedia Publications, Inc.

All Rights Reserved. Printed in the U.S.A. with 100% new wind energy.



CleanWatts™



Energy  
CERTIFIED

The purchase of this product entitles the individual teacher to reproduce copies for classroom use.  
The reproduction of any part for an entire school or school system is strictly prohibited.

To find Remedia products in a store near you, visit:

**[www.rempub.com/stores](http://www.rempub.com/stores)**

REMEDIA PUBLICATIONS, INC.

15887 NORTH 76<sup>TH</sup> STREET • SUITE 120 • SCOTTSDALE, AZ • 85260



This product utilizes innovative strategies and proven methods to improve student learning. The product is based upon reliable research and effective practices that have been replicated in classrooms across the United States. Information regarding the research basis is provided on our website at [www.rempub.com/research](http://www.rempub.com/research)

# Introduction

This book is intended to provide practice in alphabetizing and using the dictionary after each concept has been taught by the teacher and reinforced with some group activity. The activities have been developed around the contents of beginning dictionaries available from several different publishers.

It is suggested that children work as a group with teacher supervision as each new step is introduced. Once they understand the concept, these activities will offer independent practice and further reinforcement of the skill.

Activities progress in level of difficulty from putting single letters in alphabetical order to ordering words by the second letter. Once children grasp this idea, the progression to third and fourth letters is almost automatic.


Dictionary activities are designed to build comfort and familiarity with the use of this book. The practice begins with sectioning the dictionary into thirds using the alphabet.

Students then begin practice in finding specific words and noting only page numbers. Once they have developed some facility in locating words, they are ready to use what they find. Activities follow on parts of speech and the use of word meanings.

The final exercises touch on multiple meanings when the same word appears as two entry words, each having a specific definition.

Upon completion of teacher instruction, group reinforcement, and independent practice, students should be comfortable with using a dictionary and be ready to use it as a reference tool in their daily work.

a b c d e f g h i j k l m n o p q r s t u v w x y z


**What comes next?**

Name \_\_\_\_\_

Alphabetizing

a b c d e f g h i j k l m n o p q r s t u v w x y z

**What comes before?**




Name \_\_\_\_\_

Alphabetizing

a b c d e f g h i j k l m n o p q r s t u v w x y z

What comes between?

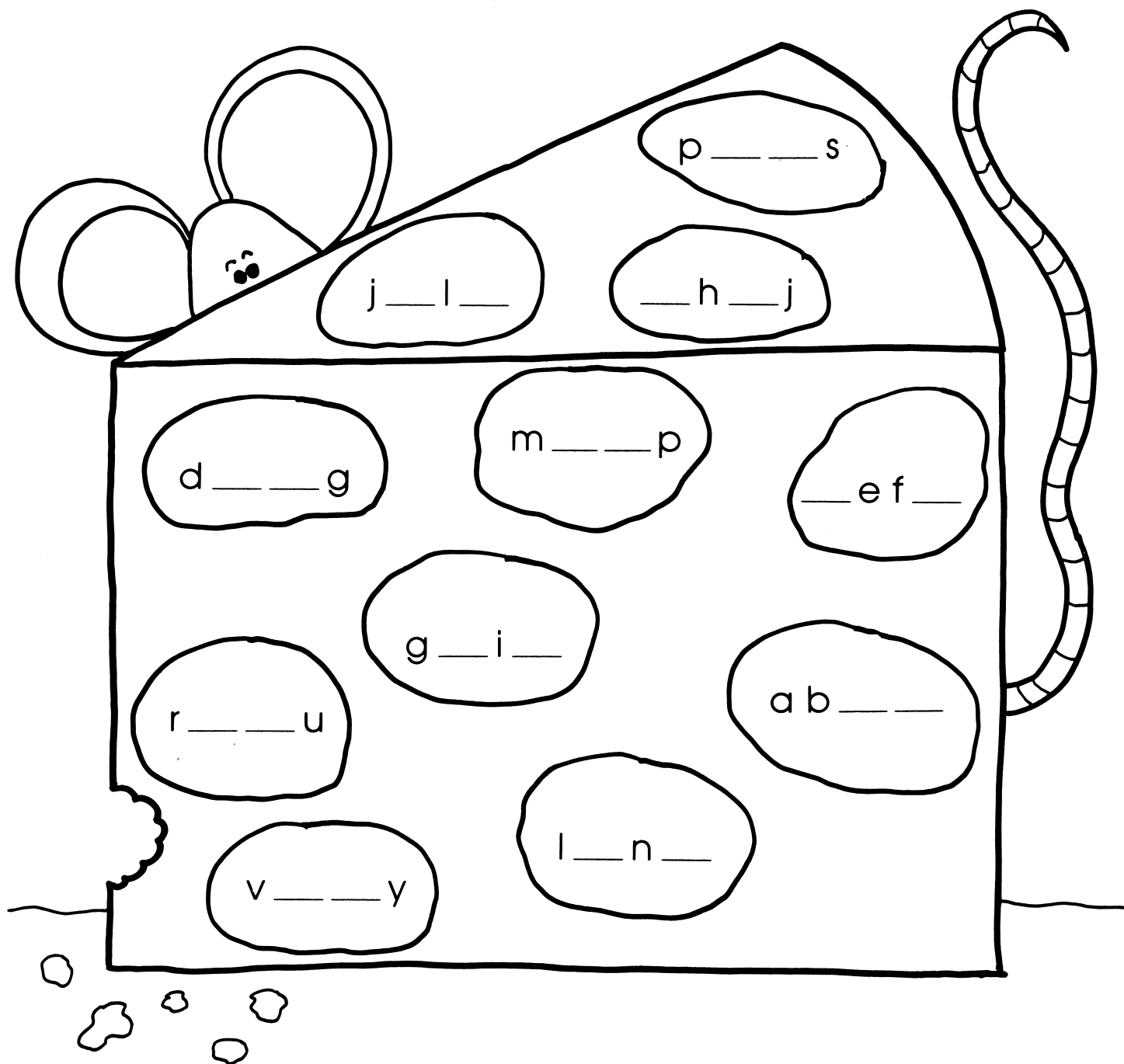


Name \_\_\_\_\_

Alphabetizing

a b c d e f g h i j k l m n o p q r s t u v w x y z

**What's missing?**

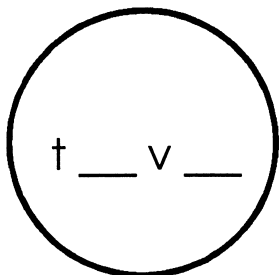
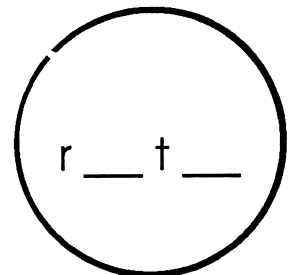
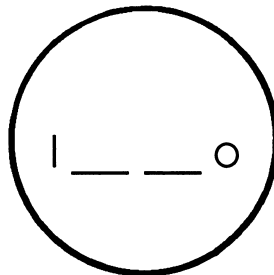
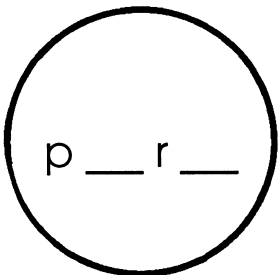
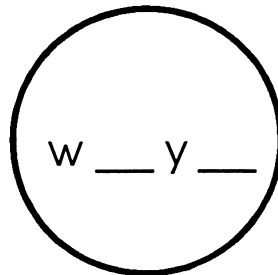
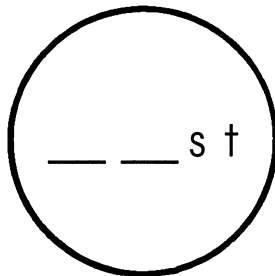
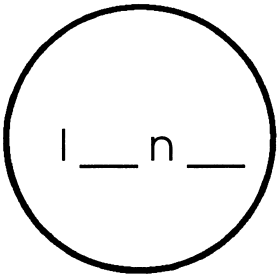

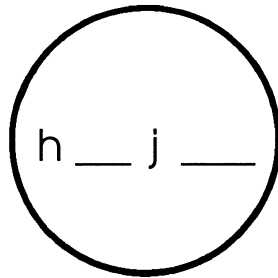
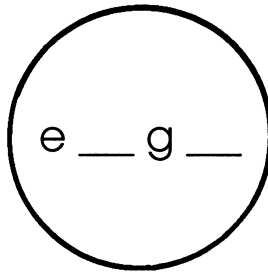
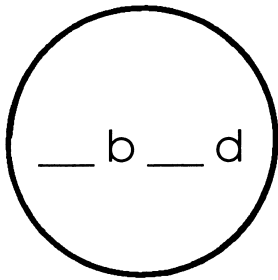


Name \_\_\_\_\_

Alphabetizing

a b c d e f g h i j k l m n o p q r s t u v w x y z

What's missing?



Name \_\_\_\_\_

Alphabetizing

## What am I?

Use the ABC's to follow the dots. Color the picture.

