

# Learning Little Words

## BOOK 1

REM 154A

### A TEACHING RESOURCE FROM



©2007

Copyright by Remedia Publications, Inc.  
All Rights Reserved. Printed in the U.S.A.

The purchase of this product entitles the individual teacher to reproduce copies for classroom use.  
The reproduction of any part for an entire school or school system is strictly prohibited.

To find Remedia products in a store near you, visit:  
**[www.rempub.com/stores](http://www.rempub.com/stores)**

REMEDIA PUBLICATIONS, INC.  
15887 N. 76<sup>TH</sup> STREET • SUITE 120 • SCOTTSDALE, AZ • 85260



This product utilizes innovative strategies and proven methods to improve student learning. The product is based upon reliable research and effective practices that have been replicated in classrooms across the United States. Information regarding the research basis is provided on our website at [www.rempub.com/research](http://www.rempub.com/research)

# Introduction

**Learning Little Words** is a collection of activities and stories for beginning readers and writers using the 100 most frequently used words in the English language. Each lesson highlights five words from this list. Activities involve recognizing, reading, writing, and using the words.

## How to Use These Materials

Each lesson contains eight activities which highlight five words from the list. Each lesson follows the same set of student directions:

**Find it!** Key lesson words are highlighted in a box. The student circles each lesson word in three sentences.

**Read it!** The student looks at the picture next to each group of sentences and underlines the one sentence which tells about the picture.

**Copy it!** The student copies each word several times.

**Use it!** The student uses the lesson words to complete fill-in-the-blank sentences.

**Enjoy it!** The student completes a story using the lesson words. This activity can be done independently or in a group.

**Scan it!** The student counts how many times each word was used in the story to provide a quick accuracy check as well as to highlight the word.

**Think about it!** The student answers factual and/or opinion questions about the story. This can be done orally or on paper.

**Draw it!** The student reads and then illustrates two sentences.

**Write it!** The student writes his/her own sentences using lesson words and then illustrates one of the sentences.

## Lesson Words

the

of

and

a


to

**FIND IT!** Circle the lesson words in the sentences.the


1. I see the cat.
2. The boy and the dog are running.
3. Where is the man going?

of


4. The doll is made of paper.
5. I just thought of a great idea.
6. The stick is part of the tree.

and


7. I have a dog and a cat.
8. My sister and I went for a walk.
9. The car is black and white.

a

10. This is a nice day.
11. Do you have a pencil?
12. I want to live in a big house.

to

13. We are going to the zoo.
14. I have to do my work now.
15. I want to play with you.

**READ IT!**

Underline the sentence in each group that tells about the picture next to it.

## Lesson Words


the of and a to

**COPY IT!** Copy each word four times.

the \_\_\_\_\_  
of \_\_\_\_\_  
and \_\_\_\_\_  
a \_\_\_\_\_  
to \_\_\_\_\_

**USE IT!** Fill in the blanks with the lesson words.

1. I see \_\_\_\_\_ big dog and a big cat.
2. My brother has a dog \_\_\_\_\_ a cat.
3. Where is \_\_\_\_\_ blue pen?
4. I thought \_\_\_\_\_ you today.
5. Are you going \_\_\_\_\_ the store?
6. I have a bird \_\_\_\_\_ a fish at home.
7. My teacher has \_\_\_\_\_ blue car.
8. My dad will take us \_\_\_\_\_ school.
9. What is in \_\_\_\_\_ big box?
10. I ate a lot \_\_\_\_\_ cookies.
11. Make \_\_\_\_\_ cat go away!
12. I do not have \_\_\_\_\_ lunch box.
13. This finger is part \_\_\_\_\_ my hand.
14. The girl \_\_\_\_\_ the boy are in school.
15. We will walk \_\_\_\_\_ the bus.



## Lesson Words

the of and a to

**ENJOY IT!** Read the story and fill in each blank with one of the lesson words. The words may be used more than once.

**Jack Wants a Dog**

A little boy named Jack wanted a dog. "Please, Daddy," Jack begged, "let me have \_\_\_\_\_ dog. I will take care \_\_\_\_\_ it! I will feed \_\_\_\_\_ dog. I will walk \_\_\_\_\_ dog! I will do a lot \_\_\_\_\_ things for the dog! Please, please, please!"

Jack's dad thought \_\_\_\_\_ thought. "Well," he said, "I would really like \_\_\_\_\_ get you \_\_\_\_\_ dog. But you must feed \_\_\_\_\_ dog \_\_\_\_\_ you must walk the dog. You have \_\_\_\_\_ take care \_\_\_\_\_ the dog all of the time."

"Yes, yes, yes," said Jack. "I will take care \_\_\_\_\_ the dog. Now let's go \_\_\_\_\_ the pet store \_\_\_\_\_ get a dog."

Off went Jack \_\_\_\_\_ his dad to the pet store.

**SCAN IT!** Count the times you used each word.

the	_____	a	_____
of	_____	to	_____
and	_____		

**THINK ABOUT IT!**

1. What did Jack want? \_\_\_\_\_
2. What is one thing you must do to take care of a dog?  
\_\_\_\_\_
3. Who went to the store with Jack? \_\_\_\_\_