

# LISTEN, REMEMBER, & DO

## Grades 3-4

REM 146A

WRITTEN BY: Ruth Snow  
ILLUSTRATED BY: Eleanor Villalpando

### A TEACHING RESOURCE FROM



©2009

Copyright by Remedia Publications, Inc.

All Rights Reserved. Printed in the U.S.A. with 100% new wind energy.



CleanWatts



Energy  
CERTIFIED

The purchase of this product entitles the individual teacher to reproduce copies for classroom use.  
The reproduction of any part for an entire school or school system is strictly prohibited.

To find Remedia products in a store near you, visit:  
**[www.rempub.com/stores](http://www.rempub.com/stores)**

REMEDIA PUBLICATIONS, INC.

15887 NORTH 76<sup>TH</sup> STREET • SUITE 120 • SCOTTSDALE, AZ • 85260



This product utilizes innovative strategies and proven methods to improve student learning. The product is based upon reliable research and effective practices that have been replicated in classrooms across the United States. Information regarding the research basis is provided on our website at [www.rempub.com/research](http://www.rempub.com/research)

# Teacher Scripts -- Listen, Remember, And Do

**PAGE 1: ANIMAL FRIENDS** You will need crayons and a pencil for this activity. Look at the animals on your worksheet and do what you are told to do.

1) Draw a red line from the giraffe to the tiger. 2) Draw a green line between the bear and the zebra. 3) Make a blue line that starts at the elephant and ends at the snake. 4) Make a yellow line between the lion and the monkey. 5) Use your pencil and make an E on the elephant and a B on the bear. 6) Use your pencil to make a Y over the monkey and a Z beside the zebra. 7) Use your pencil to make an L in front of the lion and an S in back of the snake. 8) Write the letter T-A-L-L over the giraffe. 9) Write your name beside your favorite animal.

**PAGE 2: FUNNY FAMILIES** These funny people belong to the same family if they are alike. On your worksheet, there are three rows of funny people. Look at the first row. Put a red X on the person who is most different from the others. Use a green crayon to draw a line connecting the people who match. Row 2: Draw a blue circle around the people who are alike and draw a yellow circle around the one who is different. Row 3: Draw a green dot on the people who are the same and a red dot on the one who is different.

**PAGE 3: HERE A PIG, THERE A PIG** 1) Write the word that is in pig #1 on all the lines marked with a Z. 2) Write the word that is in pig #14 on all the lines marked with an R. 3) Write the word that is in pig #12 on all the lines marked with a K. 4) Write the word that is in pig #13 on all the lines marked with a W. 5) Write the word that is in pig #4 on all the lines marked with a J. 6) Write the word that is in pig #16 on all the lines marked with a B. 7) Write the word that is in pig #10 on all the lines marked with a D. 8) Write the word that is in pig #9 on all the lines marked with an F. 9) Write the word that is in pig #7 on all the lines marked with a G. 10) Write the word that is in pig #5 on all the lines marked with an M. 11) Write the word that is in pig #11 on all the lines marked with an H. 12) Write the word that is in pig #3 on all the lines marked with an L. 13) Write the word that is in pig #2 on all the lines marked with a P. 14) Write the word in pig #8 on all the lines marked with an X. 15) Write the word that is in pig #6 on all the lines marked with a Y. 16) Write the word that is in pig #15 on all the lines marked with a C. If you have put all the words in the correct places, each line will be a complete sentence.

**PAGE 4: LISTENING TO DIRECTIONS** You will need a pencil or crayon to fill in the boxes. When you have finished, you will be able to answer the question at the top of the page.

On line **G**, fill in boxes 3, 7, 10, 12, 14, 15, 16, 18, 20, 25. On line **E**, fill in boxes 3, 7, 10, 12, 15, 18, 20, 21, 22, 23, 25. On line **I**, fill in boxes 3, 7, 8, 9, 10, 12, 13, 17, 18, 20, 21, 22, 23, 25, 26, 27, 28. On line **D**, fill in boxes 3, 7, 10, 12, 15, 18, 20, 25. On line **H**, fill in boxes 3, 7, 8, 9, 10, 12, 13, 17, 18, 20, 21, 22, 23, 25, 26, 27, 28. On line **C**, fill in boxes 3, 7, 10, 12, 15, 18, 20, 25. On line **F**, fill in boxes 3, 7, 10, 12, 15, 18, 20, 25. On line **B**, fill in boxes 1, 2, 3, 4, 5, 7, 8, 9, 10, 12, 15, 18, 20, 21, 22, 23, 25.

**PAGES 5: WHAT COMES NEXT?** Listen as I read a list of three words. Then look at the words. Number the words in the order that you heard them. Write the numbers on the lines in front of the words.

1) chair /skunk /airplane 2) peanut /apple /watermelon 3) bed /bucket /baby 4) rooster /tree /ham-burger 5) spoon /barn /kite 6) bicycle /suitcase /rollerskate 7) telephone /toothbrush /typewriter 8) lion /lollipop /lemon drop 9) popsicle /pony /piano 10) lake /pond /ocean

**PAGE 6: GOING FISHING** 1) In fish #4, write a word that rhymes with CAT. Draw a line under the T. 2) In fish #8, write a word that rhymes with HOUSE. Draw a line over the S. 3) In fish #3, write a word that rhymes with FAN. Draw a circle around the N. 4) In fish #6, write a word that rhymes with TOY. Put an X over the Y. 5) In fish #2, write a word that rhymes with TOP. Draw a line under the first letter. 6) In fish #5, write a word that rhymes with STAR. Draw a circle around the word. 7) In fish #1, write a word that rhymes with RAT. Draw a line over the T. 8) In fish number 7, write a word that rhymes with RUN. Cross out the second letter.

**PAGE 7: LISTEN AND FIND** Look at the box and think about the questions that I ask you. Write the answers on the lines.

**A-B:** 1) What word is to the right of "lamp?" 2) What word is under "under?" 3) What word is in space B-3? 4) What word is to the left of "five?" 5) Which word in line A is the opposite of "little?" 6) What word is to the right of "puppy?" 7) Write the last word in line A. 8) What word is in space A-1? 9) Which word starts with T? 10) Which word is to the left of "shoe?"

**C-D:** 1) What word is in space C-4? 2) What words begin with T? 3) How many words are there in line D following "baby"? 4) Which word is to the left of "horse"? 5) Which word is over "think"? 6) How many words are there in line C before "children"? 7) Which words begin the same? 8) What word is in space D-4? 9) How many words are in line C to the right of "ship"? 10) Write the first word in line C and the last word in line D.

**PAGE 8: SCRAMBLED SENTENCES** I will read some scrambled sentences. Each sentence will be read two times. Listen carefully. Unscramble each sentence and write it on the line on your paper. Ready?

1) boys ran fast the 2) work it is time to 3) an idea have I 4) run do not hall in the 5) face your wash 6) dog the barking is 7) four and two are two 8) sun the is shining 9) long the rabbit ears has 10) rug on the cat sat the 11) cream ice good to eat is 12) lunch eat your all of

**PAGE 9: COLOR THE LETTERS** You will need your crayons or colored markers to do this page. Listen carefully to the directions, they cannot be repeated. There is a message hidden in the letters.




1) Color the o's yellow. 2) Color the i's green. 3) Color the two a's and the three e's red. 4) Color the s's, n's, and r's blue. 5) Color the g's and d's brown. 6) Color the l's and t's orange. 7) Color the y's and u's black. 8) What is the hidden message?

**PAGE 10: WEATHER WORDS** Hidden in the puzzle are words that tell about weather. I will say two words and tell you in which rows they are. Remember them, find them, and draw a circle around them. All the words go across.

**Rows 1 and 2:** lightning, cloudy **Rows 2 and 3:** sunshine, rain **Rows 4 and 5:** thunder, windy  
**Rows 4 and 5:** snow, frost **Row 6:** ice, warm **Rows 3 and 7:** fog, cold  
**Rows 6 and 7:** freeze, hot **Rows 8 and 9:** melt, blowing **Rows 8 and 9:** breezy, cool  
**Row 10:** muddy, stormy

Name \_\_\_\_\_

## Animal Friends



### ON YOUR OWN:


Read each sentence. Draw a line under the correct word and write it in the blank.

1. An elephant is \_\_\_\_\_ than a monkey.  
**bigger**                      **smaller**
2. A giraffe is \_\_\_\_\_ than a lion.  
**taller**                      **shorter**
3. \_\_\_\_\_ have stripes.  
**Snakes**                      **Tigers**
4. Giraffes have very long \_\_\_\_\_.  
**ears**                      **necks**


Name \_\_\_\_\_

## Funny Families


ROW 1



ROW 2

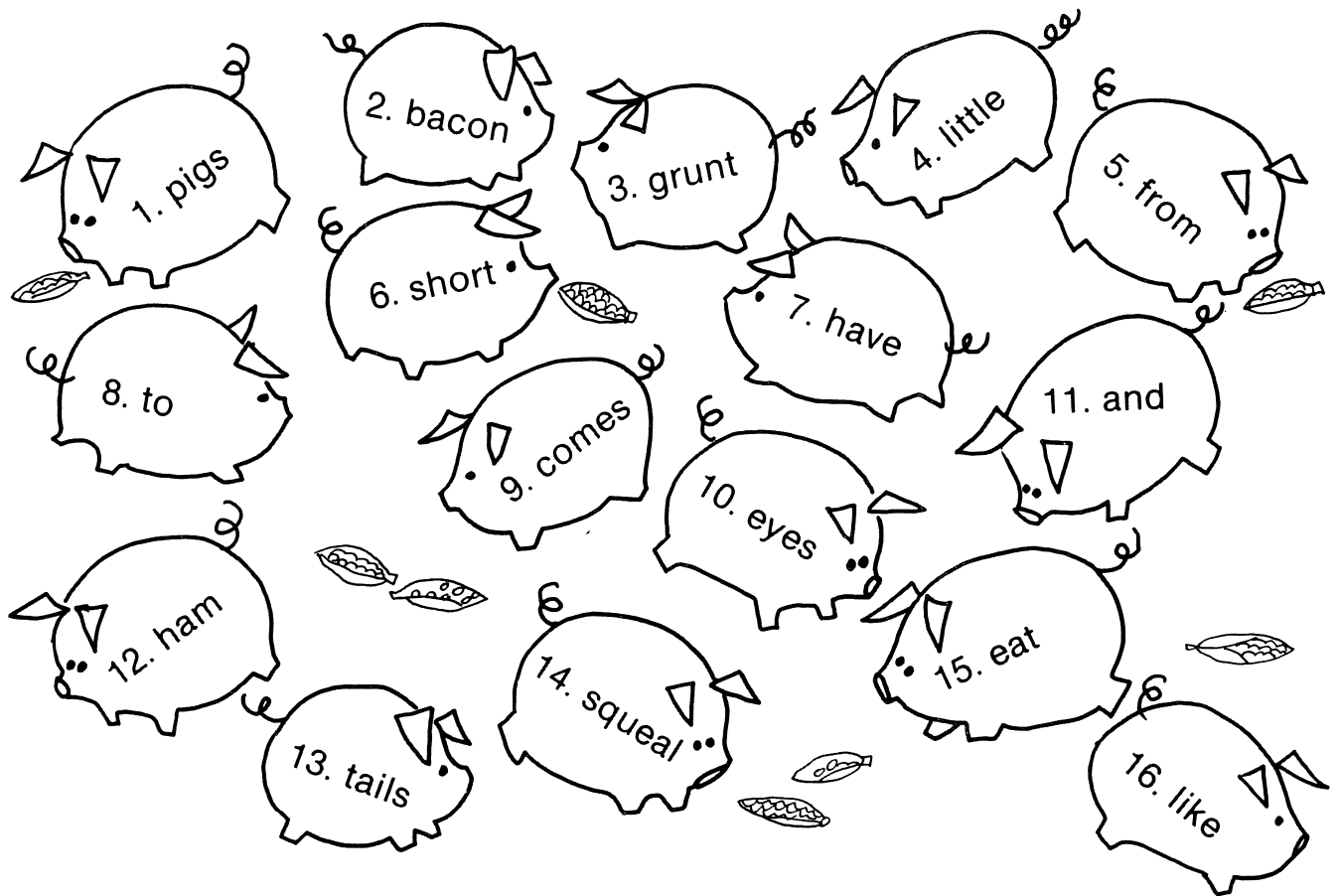


ROW 3



Name \_\_\_\_\_

## Here a Pig, There a Pig



\_\_\_\_\_

**Z**

\_\_\_\_\_

**G**

\_\_\_\_\_

**J**

\_\_\_\_\_

**D**

\_\_\_\_\_

**Z**

\_\_\_\_\_

**L**

\_\_\_\_\_

**H**

\_\_\_\_\_

**R**

\_\_\_\_\_

**Z**

\_\_\_\_\_

**G**

\_\_\_\_\_

**Y**

\_\_\_\_\_

**W**

\_\_\_\_\_

**P**

\_\_\_\_\_

**F**

\_\_\_\_\_

**M**

\_\_\_\_\_

**Z**

\_\_\_\_\_

**Z**

\_\_\_\_\_

**B**

\_\_\_\_\_

**X**

\_\_\_\_\_

**C**

\_\_\_\_\_

**K**

\_\_\_\_\_

**F**

\_\_\_\_\_

**M**

\_\_\_\_\_

**Z**

**Capitalize the first word in each sentence. Put a period at the end.**