

EASY

FRACTIONS

REM 11A

COVER DESIGN BY: Meg Turecek

A TEACHING RESOURCE FROM



©2007

Copyright by Remedia Publications, Inc.
All Rights Reserved. Printed in the U.S.A.

The purchase of this product entitles the individual teacher to reproduce copies for classroom use.
The reproduction of any part for an entire school or school system is strictly prohibited.

To find Remedia products in a store near you, visit:

www.rempub.com/stores

REMEDIA PUBLICATIONS, INC.

15887 N. 76th STREET • SUITE 120 • SCOTTSDALE, AZ • 85260




This product utilizes innovative strategies and proven methods to improve student learning. The product is based upon reliable research and effective practices that have been replicated in classrooms across the United States. Information regarding the research basis is provided on our website at www.rempub.com/research


Name _____

Shapes

Match each shape to its name.



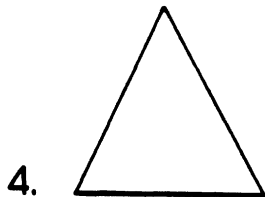
square



triangle



circle



rectangle

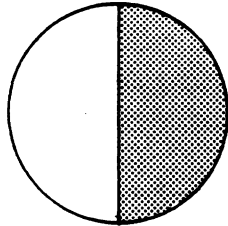
Draw a picture of each shape.

square	triangle
circle	rectangle

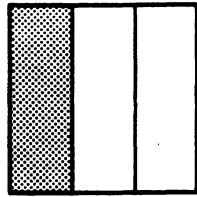
Name _____

What is a fraction?

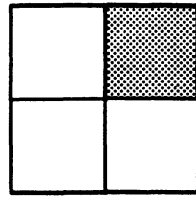
A fraction tells how many parts are in the whole object.



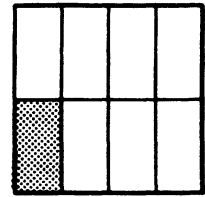
$1/2$



$1/3$

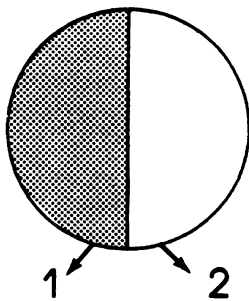


$1/4$



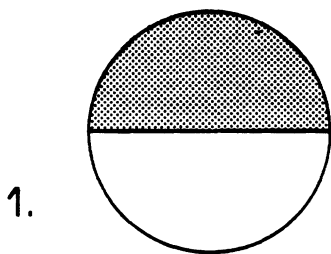
$1/8$

The bottom number of a fraction tells how many parts in all.



$1/2$ = parts in all

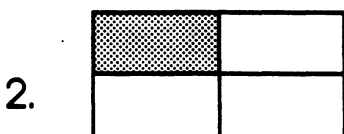
Count the parts. Write the number in the box.



$1/$



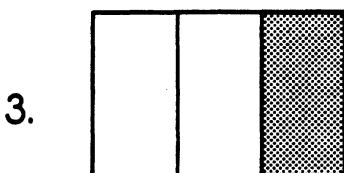
$1/$



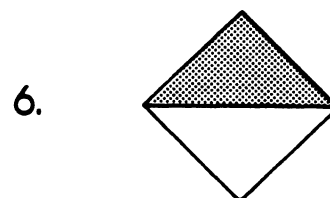
$1/$



$1/$



$1/$



$1/$