

Easy Alphabetizing

GRADES 1-2

REM 399A

WRITTEN BY: Mary Funderburg

COVER DESIGN BY: Danny Beck

A TEACHING RESOURCE FROM



©2007

Copyright by Remedia Publications, Inc.
All Rights Reserved. Printed in the U.S.A.

The purchase of this product entitles the individual teacher to reproduce copies for classroom use.
The reproduction of any part for an entire school or school system is strictly prohibited.

To find Remedia products in a store near you, visit:

www.rempub.com/stores

REMEDIA PUBLICATIONS, INC.

15887 N. 76th STREET • SUITE 120 • SCOTTSDALE, AZ • 85260



This product utilizes innovative strategies and proven methods to improve student learning. The product is based upon reliable research and effective practices that have been replicated in classrooms across the United States. Information regarding the research basis is provided on our website at www.rempub.com/research

INTRODUCTION

Easy Alphabetizing complements any beginning reading program and allows children to work through the alphabetizing process using consonant and short vowel sounds, which they have already mastered. (Words are alphabetized by the first letter only.)

Easy Alphabetizing has a total of 25 activity pages:

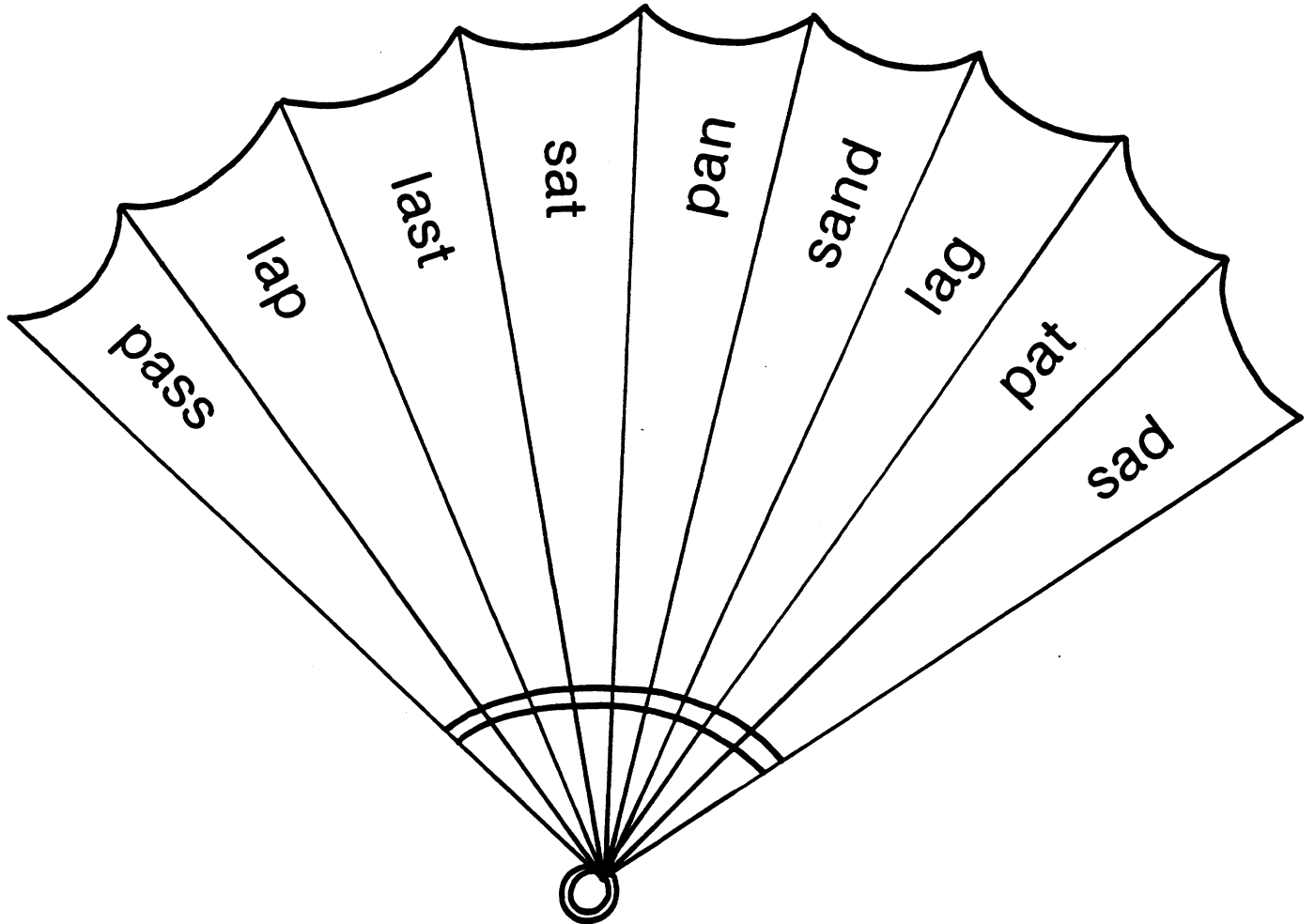
- 10 pages: Two each of using words containing the short vowel sounds. The words are listed by initial sound. On these pages, instruct the child to write the words on the lines under the letter that matches the beginning letter shown.
- 9 pages: Activities using beginning, middle, and last placements in the dictionary. For these pages, instruct the child to put the words under the matching first letter in the picture.
- 4 pages: Coloring objects according to first, middle, and last placement. Follow the directions on the page. Color words a specific color according to their placement in the dictionary.
- 2 pages: Complete alphabetizing. Write the words in alphabetical order. Put the word in the balloon or star with the same initial sound.

Suggestions for Use

For additional practice, the activity pages can be used for other exercises.

- **Coloring Activities:** In the first 10 pages, instruct the child to color the pictures according to the beginning letters. For example, color all the words starting with the letter “S” the color green.
- **Writing Activities:** Ask the child to turn over the paper and write sentences using the words from the activity pages. You can also have the child think of new words that have the same initial sound.

Name _____

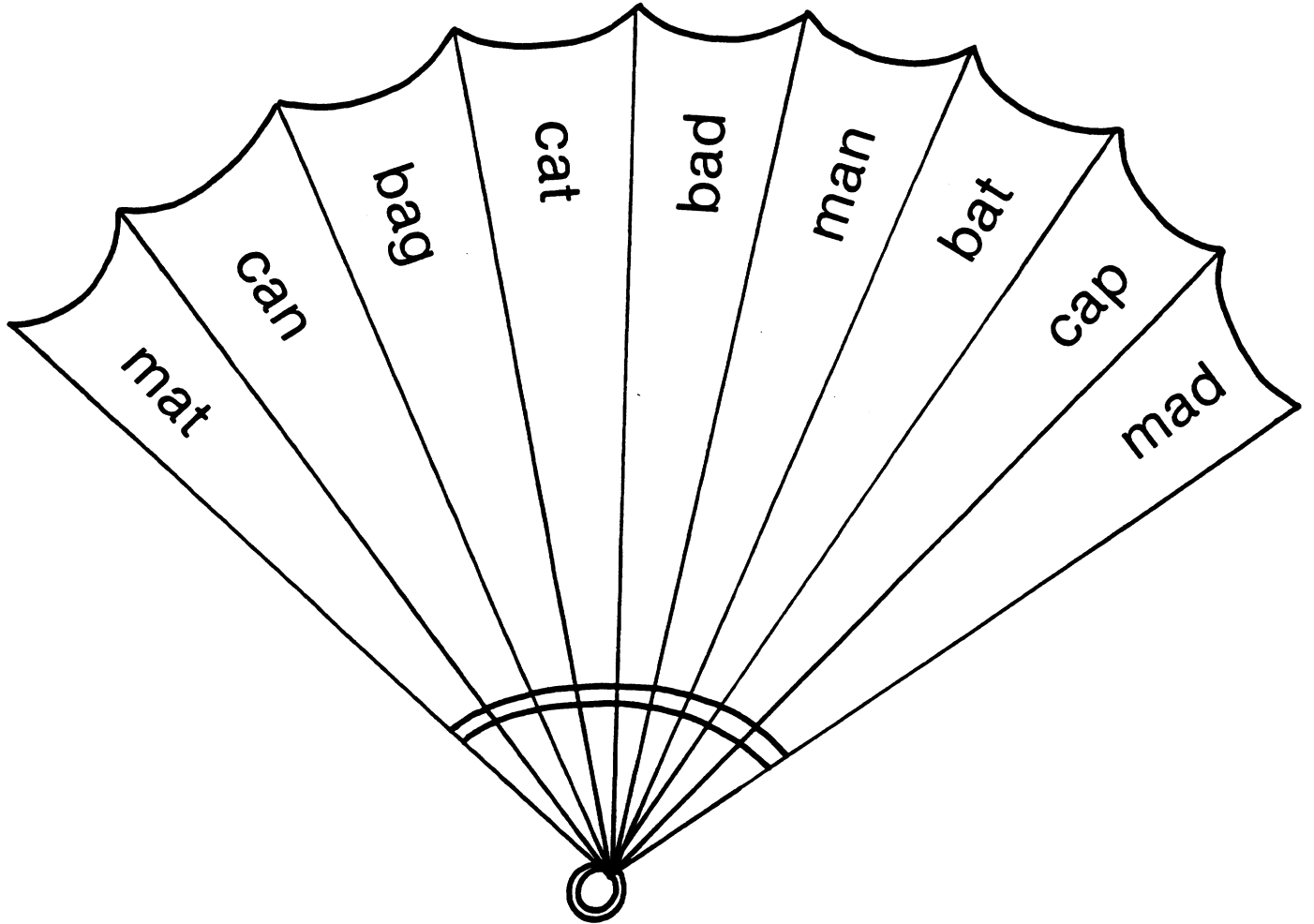


P

S

L

Name _____

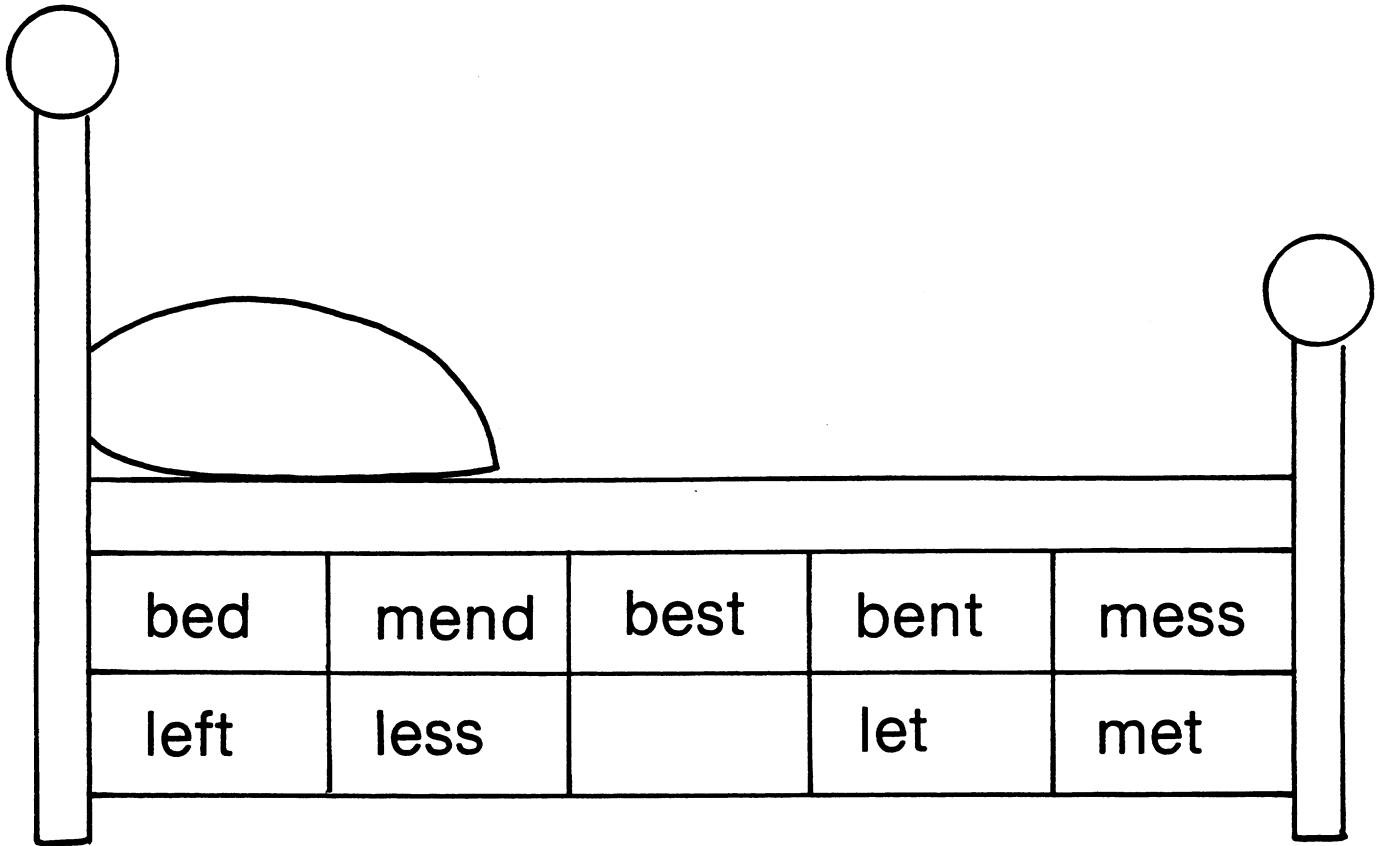


M

B

C

Name _____

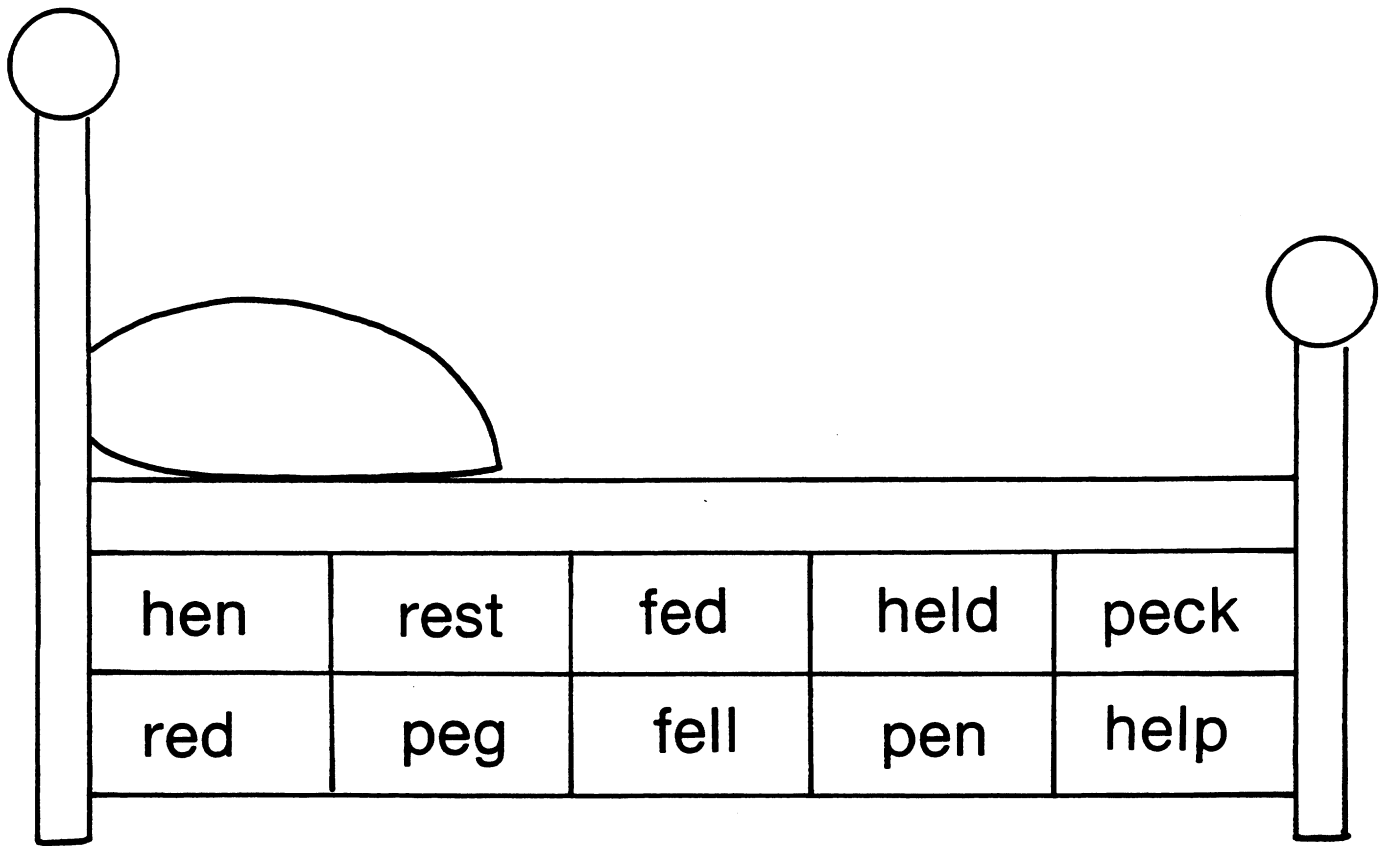


L

B

M

Name _____



P

R

H

F
