

LEO LIONNI - AN AUTHOR STUDY

UNIT OVERVIEW

This author study, developed for grades 1-3, is designed to explore the books and artwork of Leo Lionni. The time frame for the unit is about three to four weeks. This can be easily adjusted depending on the goals, needs, and more importantly, on the interest of each individual class. As well, the order in which Leo Lionni's books are shared is entirely up to the teacher, building even more flexibility into the unit.


All areas of the curriculum are integrated into this unit, including activities related to: literature, poetry, vocabulary development, math, art, music, social studies, science, life skills, physical education, and parent involvement (extending the unit to the child's home). Many of these activities encourage co-operative learning as your students will learn to love literature through the books of Leo Lionni.


PART I - FOR THE TEACHER

- 1) A List of Leo Lionni's Books
- 2) Who Is Leo Lionni?
- 3) Setting Up the Classroom
- 4) Suggested Activities to Enhance the Unit
- 5) Evaluation and Record Keeping - Individual Student Assessment Form, Self-Evaluation Form

PART II - LESSONS AND WORKSHEETS





- Lesson #1 - Meeting Leo Lionni
- Lesson #2 - The Alphabet Tree
- Lesson #3 - Little Blue And Little Yellow
- Lesson #4 - A Color Of His Own
- Lesson #5 - An Extraordinary Egg
- Lesson #6 - Frederick
- Lesson #7 - The Greentail Mouse
- Lesson #8 - Mr. McMouse
- Lesson #9 - Matthew's Dream
- Lesson #10 - A Busy Year
- Lesson #11 - Tillie And The Wall
- Lesson #12 - Alexander And The Wind-Up Mouse
- Lesson #13 - Geraldine, The Music Mouse
- Lesson #14 - Nicholas, Where Have You Been?
- Lesson #15 - A Flea Story
- Lesson #16 - Tico And The Golden Wings
- Lesson #17 - Inch By Inch
- Lesson #18 - Let's Make Rabbits
- Lesson #19 - Six Crows
- Lesson #20 - It's Mine
- Lesson #21 - On The Beach There Are Many Pebbles
- Lesson #22 - The Biggest House In The World
- Lesson #23 - Swimmy
- Lesson #24 - Fish Is Fish
- Lesson #25 - Wrapping Up The Unit





BOOKS BY LEO LIONNI

Name: _____

Title Of Book 	Yes 	No 	Opinion 

One book that I would especially like to read is called: _____


This is why:

LESSON #5 - AN EXTRAORDINARY EGG

Materials

for each group: worksheet: "Story Sequencing - An Extraordinary Egg"

for the teacher: chart paper, marker(s), book: *An Extraordinary Egg*



Advanced Preparation

Prepare the sentence strips for the story sequencing activity.

Guiding the Learning

1. Start the session with a poem.
2. Review yesterday's word of the day. Introduce and discuss today's word of the day: extraordinary (unusual, remarkable).
3. Ask the students why some people become good friends and why other people aren't friends. Help them reach the conclusion that friends have common interests.
4. Read the book: *The Extraordinary Egg*. Encourage the students to participate in the story with you.
5. Pass out the sentence sequencing activity in envelopes to small groups of 2 or 3. Allow time for the students to read and sequence the sentence strips. Each group reads the completed story back to the teacher. (A variation is to use the strips to build the story in the pocket chart. Together as a class, read the pocket chart story.)




6. Discuss how Jessica liked exploring. Discuss how Jessica and the "chicken" became good friends after the "chicken" saved Jessica. Discuss how Jessica and the "chicken" are usually natural enemies, because "chickens" like to eat Jessica. Discuss how Jessica and the "chicken" liked to be together.

Extending the Learning

Talk about the activities and adventures shared by Jessica and the alligator. In their journals, have the students write about an adventure or a good time enjoyed with a friend.

Jessica was a curious frog who liked to explore. Divide the students into small groups and have them work together to create a new adventure for Jessica.



SEA CREATURES

Name: _____

Name of sea creature: _____

Characteristics of the sea creature:

Habitat of the sea creature:

How does the sea creature reproduce?

What does the sea creature eat?

How does the sea creature breathe?
