

# Table of Contents

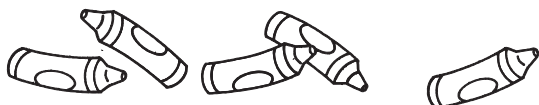
<b>Introduction</b> .....	3
Student Recording Sheet .....	4
<b>A Way with Words</b>	
Word Maker #1 .....	5
Word Maker #2 .....	6
Word Maker #3 .....	7
Word Maker #4 .....	8
Magic Word Scramble .....	9
Natural Disasters Word Scramble .....	10
Secret Word #1 .....	11
Secret Word #2 .....	12
Gingerbread Cookies .....	13
Banana Cream Pie .....	14
Super Scramble .....	15
Break the Code #1 .....	16
Break the Code #2 .....	17
Break the Code #3 .....	18
Baby Animals Crossword .....	19
Step Up #1 .....	20
Step Up #2 .....	21
Water Sports Word Search .....	22
Insect Word Search .....	23
<b>Number Knowledge</b>	
More Than Meets the Eye .....	24
Negative and Positive Maze .....	25
Negative and Positive Path .....	26
Computation Maze .....	27
Amazing Pathways .....	28
Find Math Words .....	29
Apple Seed Solutions .....	30
Inventor .....	31
Find a Number .....	32
Find a Rule .....	33
Doughnuts .....	34
It All Adds Up #1 .....	35
It All Adds Up #2 .....	36
It All Adds Up #3 .....	37
It All Adds Up #4 .....	38
It All Adds Up #5 .....	39
It All Adds Up #6 .....	40
It All Adds Up #7 .....	41
It All Adds Up #8 .....	42
Ice Cream Scoops .....	43
Taxi Numbers .....	44

<b>Critical Thinking</b>	
See-Saw Solutions .....	45
What's Missing? .....	46
Elimination .....	47
Favorite Sports .....	48
Which Bicycle? .....	49
Solving Puzzles .....	50
Odd Word Out #1 .....	51
Odd Word Out #2 .....	52
What's for Dessert? .....	53
The Winning Ticket .....	54
Wrigglers .....	55
House Call .....	56

<b>Following Directions</b>	
Words Add Up #1 .....	57
Words Add Up #2 .....	58
Words Add Up #3 .....	59
Words Add Up #4 .....	60
Parts of a Story Crossword .....	61
Cinquain Poem .....	62
Diamante Poem .....	63
Mall Maze .....	64–65
Geometry Goulash .....	66–67
What's for Dinner? .....	68–69
Draw a Train .....	70
Draw a Robot .....	71
Think and Color #1 .....	72
Think and Color #2 .....	73
Think and Color #3 .....	74
Think and Color #4 .....	75

<b>Fun Finishers</b>	
Help the Clown! .....	76
Help Kiko Find His Mother .....	77
Musical Note Maze .....	78
Motorcycle Maze .....	79
Complete the Cheerful Crawler .....	80
Complete the Creepy Crawler .....	81
Complete the Rocket Ship .....	82
Complete the Scarecrow .....	83
Design a Cereal Box .....	84
Design a Sneaker Line .....	85
Create a Comic Strip #1 .....	86
Create a Comic Strip #2 .....	87
Graph a Picture .....	88
Grid Drawing #1 .....	89
Grid Drawing #2 .....	90

<b>Answer Key</b> .....	91–96
-------------------------	-------



# Introduction



*More I'm Through! What Can I Do?* is a one-stop resource that addresses this all-too-familiar question teachers hear from students who finish early. The high-interest, ready-to-use puzzles, riddles, brainteasers, and mazes can be completed with minimal teacher assistance and help sharpen language arts, math, creative thinking, and critical thinking skills. This new series is a follow-up to our best-selling titles *I'm Through! What Can I Do?*

## GETTING STARTED

Use any of the following suggestions to create a simple, structured environment that allows students to access these activities independently and keeps busy classrooms running smoothly.

1. Create individual student packets using all of the activity pages. Have students keep the packets in their desks and complete pages if they finish their assigned work early.
2. Create smaller packets by content areas (language arts and math) to use at centers. Store each set of packets in a file folder. Attach a class list to the outside of each folder. Have students cross out their names after they complete the packet.
3. Use activity pages individually as
  - ▢ supplements to specific lessons
  - ▢ homework assignments
  - ▢ substitute teacher's helpers
  - ▢ three-minute transition activities
  - ▢ morning warm-up or after-lunch refocusing activities

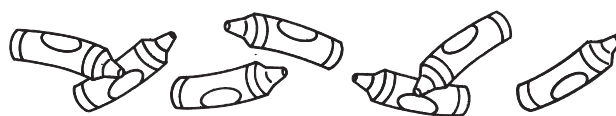


## HELPFUL TIPS TO FREE YOUR TIME

- ▢ Allow students to consult classmates to figure out puzzles.
- ▢ Encourage students to correct each other's work.
- ▢ Place copies of the answer key in an accessible area for students to pull as needed for self-correction.
- ▢ Give students copies of the Student Recording Sheet (page 4) to keep track of completed activity pages. Have students color in or check off each activity after it is completed.

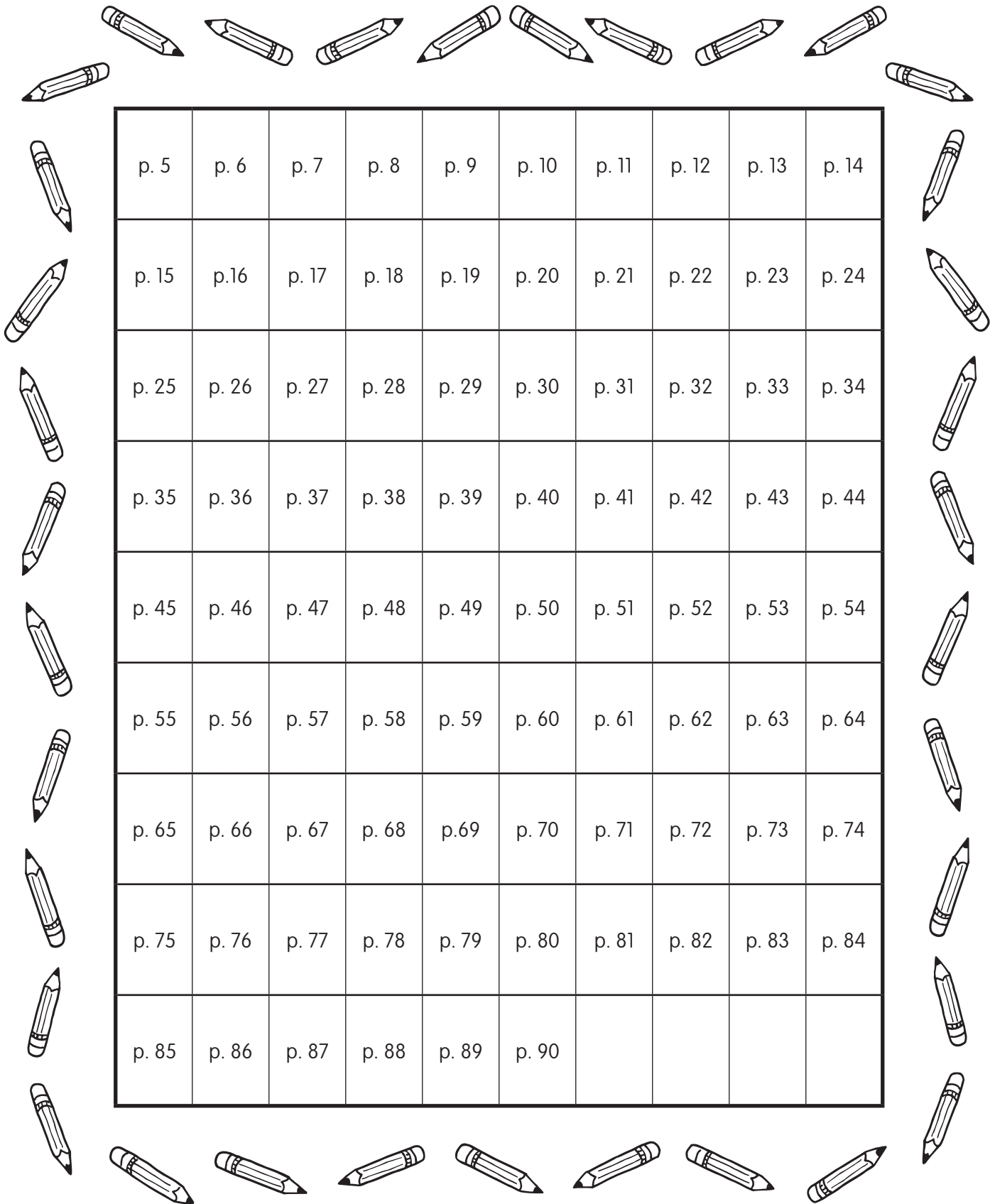


However you choose to use the activity pages, let *More I'm Through! What Can I Do?* assist you in establishing a constructive and productive classroom environment.



Name: \_\_\_\_\_

Keep track of your work by filling in the box after completing the activity.

A decorative border of various colored pencils surrounds the central grid. The pencils are arranged in a circular pattern around the top, bottom, and sides of the grid.

p. 5	p. 6	p. 7	p. 8	p. 9	p. 10	p. 11	p. 12	p. 13	p. 14
p. 15	p. 16	p. 17	p. 18	p. 19	p. 20	p. 21	p. 22	p. 23	p. 24
p. 25	p. 26	p. 27	p. 28	p. 29	p. 30	p. 31	p. 32	p. 33	p. 34
p. 35	p. 36	p. 37	p. 38	p. 39	p. 40	p. 41	p. 42	p. 43	p. 44
p. 45	p. 46	p. 47	p. 48	p. 49	p. 50	p. 51	p. 52	p. 53	p. 54
p. 55	p. 56	p. 57	p. 58	p. 59	p. 60	p. 61	p. 62	p. 63	p. 64
p. 65	p. 66	p. 67	p. 68	p. 69	p. 70	p. 71	p. 72	p. 73	p. 74
p. 75	p. 76	p. 77	p. 78	p. 79	p. 80	p. 81	p. 82	p. 83	p. 84
p. 85	p. 86	p. 87	p. 88	p. 89	p. 90				

Name: \_\_\_\_\_

Date: \_\_\_\_\_

# Word Maker #1

How many words can you find in the Word Maker square? There are more than 50 words!

**Rules to remember:**

- The words you find must have 3 or more letters.
- From any beginning letter, build a word by going left, right, up, down, or diagonally. (A single word may go in more than one direction.)
- You may not skip a square! Each letter in a word must touch the squares before and after it.
- The same letter square can be used more than once in a word, but it cannot be used twice in a row.
- The star can count for any letter, and it can be used twice in a row.
- Proper nouns (e.g., *Harry*) are not allowed.

s	t	a
y	★	n
h	a	w

---

---

---

---

---

---

---

---

Name: \_\_\_\_\_

Date: \_\_\_\_\_

# Word Maker #2

How many words can you find in the Word Maker square? There are more than 50 words!

## Rules to remember:

- The words you find must have 3 or more letters.
- From any beginning letter, build a word by going left, right, up, down, or diagonally. (A single word may go in more than one direction.)
- You may not skip a square! Each letter in a word must touch the squares before and after it.
- The same letter square can be used more than once in a word, but it cannot be used twice in a row.
- The star can count for any letter, and it can be used twice in a row.
- Proper nouns (e.g., *Harry*) are not allowed.

y	e	k
o	v	n
m	★	a

---

---

---

---

---

---

---

---

Name: \_\_\_\_\_

Date: \_\_\_\_\_

# Word Maker #3

How many words can you find in the Word Maker square? There are more than 50 words!

## Rules to remember:

- The words you find must have 3 or more letters.
- From any beginning letter, build a word by going left, right, up, down, or diagonally. (A single word may go in more than one direction.)
- You may not skip a square! Each letter in a word must touch the squares before and after it.
- The same letter square can be used more than once in a word, but it cannot be used twice in a row.
- The star can count for any letter, and it can be used twice in a row.
- Proper nouns (e.g., *Harry*) are not allowed.

z	★	a	s
d	u	l	a
i	e	r	k
h	s	e	g

---

---

---

---

---

---

---

---

Name: \_\_\_\_\_

Date: \_\_\_\_\_

# Word Maker #4

How many words can you find in the Word Maker square? There are more than 50 words!

**Rules to remember:**

- The words you find must have 3 or more letters.
- From any beginning letter, build a word by going left, right, up, down, or diagonally. (A single word may go in more than one direction.)
- You may not skip a square! Each letter in a word must touch the squares before and after it.
- The same letter square can be used more than once in a word, but it cannot be used twice in a row.
- The star can count for any letter, and it can be used twice in a row.
- Proper nouns (e.g., *Harry*) are not allowed.

h	l	o	b
y	c	o	m
e	★	l	s
o	b	x	v

---

---

---

---

---

---

---

---