

Table of Contents**UNIT 1 COUNTING**

- 1 Top to Bottom
- 2 Top to Bottom
- 3 Left to Right
- 4 Left to Right
- 5 Recognizing Numerals
- 6 Recognizing Numerals
- 7 One-to-One Correspondence
- 8 One-to-One Correspondence
- 9 Count 1
- 10 Count and Write 1
- 11 Count 2
- 12 Count and Write 2
- 13 Count 3
- 14 Count and Write 3
- 15 Count 4
- 16 Count and Write 4
- 17 Count 5
- 18 Count and Write 5
- 19 Count 6
- 20 Count and Write 6
- 21 Count 7
- 22 Count and Write 7
- 23 Count 8
- 24 Count and Write 8
- 25 Count 9
- 26 Count and Write 9
- 27 Count 10
- 28 Count and Write 10
- 29 Put It All Together
- 30 Put It All Together

UNIT 2 NUMBER SETS

- 31 Match Numbers
- 32 Match Numbers
- 33 Number Line
- 34 Number Line
- 35 Count to 10
- 36 Count to 10
- 37 Count to 20
- 38 Count to 20
- 39 Count to 30
- 40 Count to 30
- 41 Compare Sets
- 42 Compare Sets
- 43 Order Numbers
- 44 Order Numbers
- 45 Skip Count
- 46 Skip Count
- 47 Put It All Together
- 48 Put It All Together

UNIT 3 ADDITION AND SUBTRACTION

- 49 Add Objects
- 50 Add Objects
- 51 Addition Facts to 5
- 52 Addition Facts to 5
- 53 Addition Facts to 10
- 54 Addition Facts to 10
- 55 Subtract Objects
- 56 Subtract Objects
- 57 Subtract from 5
- 58 Subtract from 5 or Less

Table of Contents

- 59 Subtract from 10 or less
- 60 Subtract from 10 or Less
- 61 Addition and Subtraction
- 62 Addition and Subtraction
- 63 Put It All Together
- 64 Put It All Together

UNIT 4 SHAPES AND PATTERNS

- 65 Same
- 66 Different
- 67 Location
- 68 Location
- 69 Size
- 70 Size
- 71 Recognize Shapes
- 72 Sort Shapes
- 73 Draw Shapes
- 74 Draw Shapes
- 75 Compare
- 76 Compare
- 77 Recognize Patterns
- 78 Recognize Patterns
- 79 Draw Patterns
- 80 Draw Patterns
- 81 Graphs
- 82 Graphs

- 83 Graphs
- 84 Graphs
- 85 Put It All Together
- 86 Put It All Together

UNIT 5 MEASUREMENT

- 87 Compare Length
- 88 Measure Length
- 89 Compare Temperatures
- 90 Compare Temperatures
- 91 Tell Time
- 92 Tell Time
- 93 First, Next, Last
- 94 Compare Duration
- 95 Weekly Calendar
- 96 Days of the Week
- 97 Monthly Calendar
- 98 Monthly Calendar
- 99 Put It All Together
- 100 Put It All Together
- Tracking Sheet
- Answer Key

CREDITS

Concept Development: Kent Publishing Services, Inc.

Written by: Sara Jo Schwartz

Editor: Carla Hamaguchi

Designer/Production: Moonhee Pak/Carrie Carter

Illustrator: Darcy Tom

Art Director: Tom Cochrane

Project Director: Carolea Williams

© 2004 Creative Teaching Press, Inc., Huntington Beach, CA 92649

Reproduction of activities in any manner for use in the classroom and not for commercial sale is permissible.
Reproduction of these materials for an entire school or for a school system is strictly prohibited.

Introduction

The Advantage Math Series for grades K–2 offers instruction and practice for key skills in each math strand recommended by the National Council for Teachers of Mathematics (NCTM), including

- numeration and number theory
- operations
- geometry
- measurement
- patterns, functions, and algebra
- data analysis and probability
- problem solving

Take a look at all the advantages this math series offers . . .


Strong Skill Instruction

- The **teaching component** at the top of the activity pages provides the support children need to work through the book independently.
- Plenty of **skill practice** pages will ensure students master essential math computation skills they need to increase their math fluency.
- A **problem-solving strand** is woven between skill practice pages to offer students an opportunity to practice critical thinking skills.


Motivational Format

- The “Think It Through” feature provides **fun puzzles** and **brainteasers**.
- The “Get Ahead” feature helps students practice basic concepts in a fun way. Many of these activities focus on **mental math** and mastery of **basic facts**.
- The number **character mascot** adds a fun element to each activity page.

teaching
component



skill
practice




puzzles and
brainteasers



Introduction

Assessment


- In grades K–1, the “Put It All Together” pages provide **problem-solving challenges** and **mixed-skill review** of the concepts highlighted in that unit.
- In grades 1–2, the “Take a Test Drive” pages provide practice using a **test-taking** format such as the one included in national standardized and proficiency tests.
- The **tracking sheet** at the back of each book provides a motivational tool for children to use as they work their way from activity 1 to 100.



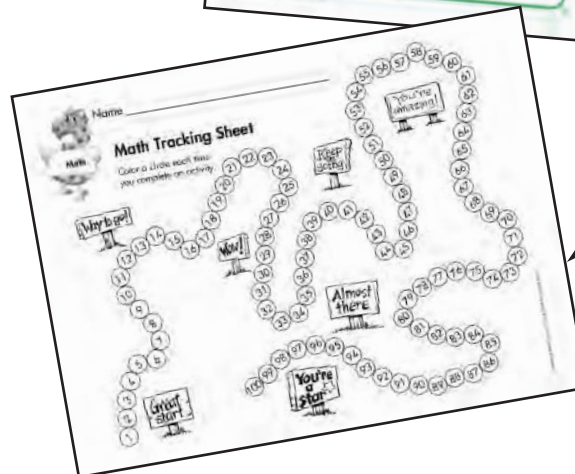
problem-solving challenges

Answer Key

- Each page, with the answers completed, is reproduced in a miniature format at the back of the books to make **checking answers quick and easy**.



skill review and test-taking practice



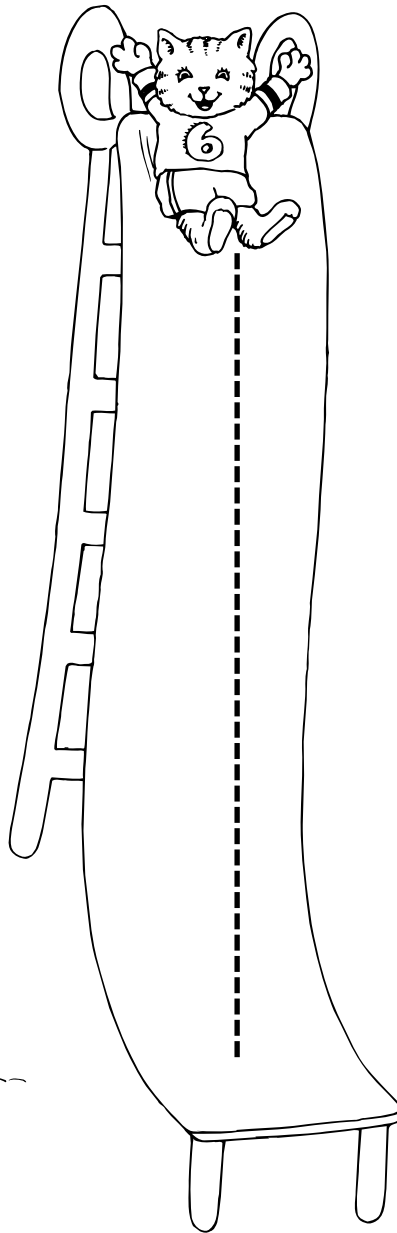

motivational way to monitor progress




Name _____

Top to Bottom

Draw a line from the top to the bottom.



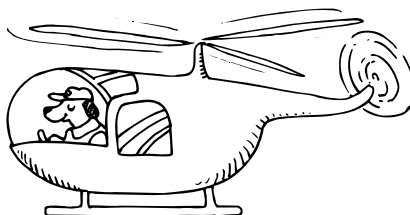

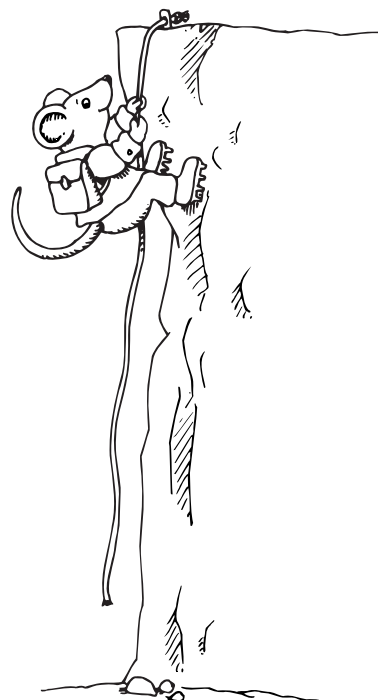
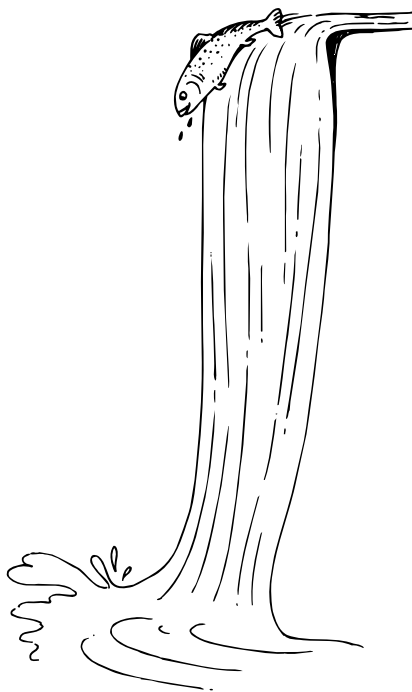
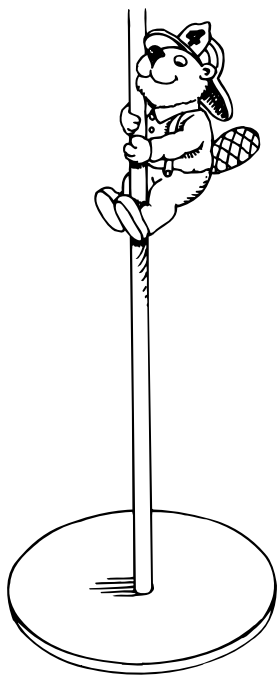




Name _____

Top to Bottom

Draw a line from the top to the bottom.














Name _____

Left to Right

Draw a line to help the babies get to their mothers. Draw from left to right.





Name _____

Left to Right

Draw a line to help the babies get to their mothers. Draw from left to right.

